



JIAXING GUANGTAI LIGHTING CO., LTD.

Add : Industrial Zone of Shendang Town, Haiyan, Zhejiang, PRC.

Tel : +86-573-8672 0723 / 8672 2390

Fax : +86-573-8672 2252

Website : <http://www.gt-light.com>

E-mail: [sales@gt-light.com](mailto:sales@gt-light.com)

# Guangtai Lighting

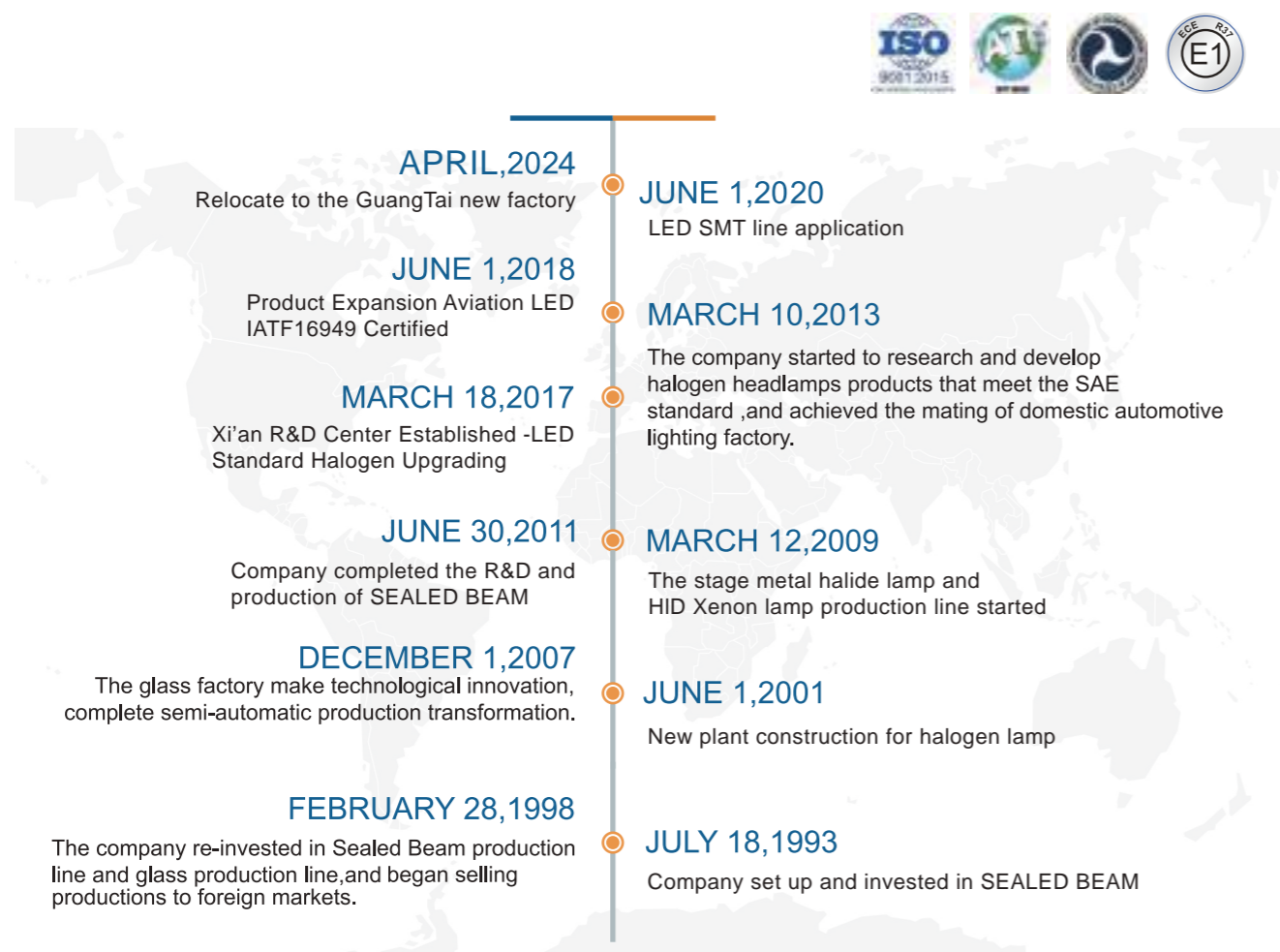
Light Lit Up Bright Future  
Innovation Change Life





## Guangtai Lighting Catalog

AUTOMOTIVE HALOGEN .....	01
HID XENON .....	13
SEALED BEAM .....	17
HALOGEN SEALED BEAM .....	27
SEMI-SEALED BEAM .....	31
LED AUTOMOTIVE LIGHTING .....	35



Jiaying Guangtai Lighting Co., Ltd. was founded in 1993 and is a high-tech enterprise specializing in the research and production of lighting products; The Company currently has 3 plants and 2 R&D centers which covers Automotive Lighting, Aviation and Special Lighting, Stage & Studio Lighting and High Borosilicate Glass products. We are one of the first batches for High-Tech Enterprise since 2008, also we are the ISO9001、 IATF16949、 and ISO14001 certified company.

**Automotive Lighting:** As a main business of Guangtai, our products cover automotive HID, LED, Halogen Bulbs, Sealed Beam, and various lighting applications; We are one of the earliest manufacturers import MBRAUN HID production line from Germany in China; The Automotive halogen we have the one of the best production lines worldwide, all of our products we have the E-mark E1 and DOT certificated; also we are the biggest manufacturer for Sealed Beam, providing high-quality products and best services for the end customers.

**Aviation and Special Lighting:** we are also one of the major suppliers in the field of special lighting, products cover aircraft lighting, locomotive headlights and military lighting application; our aircraft taxiing and landing products are widely used on Boeing and Airbus civil aviation.

**High Borosilicate Glass products:** we have an independent glass production facility. In addition to providing high quality glasses for our own products, we are also a major supplier for other general lighting manufactures.

With more than 1000 different kinds of products sales over thirty different countries, our brand "Guang-Tai" and "GRANT" become the famous brand in both Domestic and Oversea market. We continue providing best quality products and solution for all OEM and aftermarket customers.

From Sep. 2021, we start our new plants construction which has over 80,000 square meters and will have the production from April. 2024, through unremitting study and innovation, Guangtai will become the leader of high-tech、 energy-saving and environmental protection lighting manufacture in the future; Lights illuminate future, innovation change lives, we, GuangTai people believe that we will bring all of our customers the best value.

**Thanks for your attention!**

# AUTOMOTIVE HALOGEN




STD	Long Life	Rally	Dream Vision	Dream Vision Plus	Dream Vision Shine	Dream Vision Excellent
Standard	Up to 2 times the Life	Maximum performance	Up to 50% more light	Up to 80% more light	Up to 110% more light	Up to 130% more light

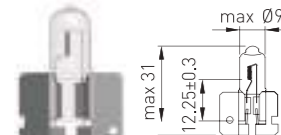
Xenon White	Xenon Crystal	Xenon Yellow	Heavy Duty	Two Wheeler	Heavy Duty longlife
Xenon white light	Xenon crystal light	Xenon yellow light	For truck use	For motor use	For truck use longlife

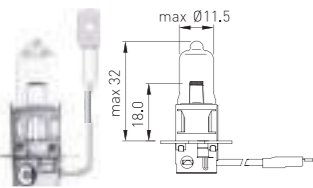


<p>Light output</p> <p>Light Color</p> <p>Life time</p>	<p>Light output</p> <p>Light Color</p> <p>Life time</p>	<p>Light output</p> <p>Light Color</p> <p>Life time</p>	<p>Light output</p> <p>Light Color</p> <p>Life time</p>	<p>Light output</p> <p>Light Color</p> <p>Life time</p>	<p>Light output</p> <p>Light Color</p> <p>Life time</p>	<p>Light output</p> <p>Light Color</p> <p>Life time</p>
---	---	---	---	---	---	---

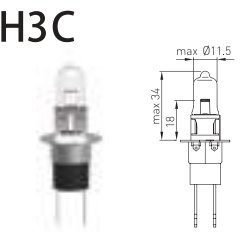
<p>Light output</p> <p>Light Color</p> <p>Life time</p>	<p>Light output</p> <p>Light Color</p> <p>Life time</p>	<p>Light output</p> <p>Light Color</p> <p>Life time</p>	<p>Light output</p> <p>Light Color</p> <p>Life time</p>	<p>Light output</p> <p>Light Color</p> <p>Life time</p>	<p>Light output</p> <p>Light Color</p> <p>Life time</p>
---	---	---	---	---	---

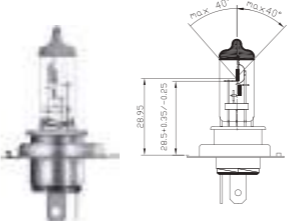
Product Image / Dimensions	Part No.	Market Designation	Range	ECE *	SAE **	Volt V	Watt W	Base	Lumen Output Lm
	GTB01001	H1	STD	•	•	12	55	P14.5s	1550±15%
	GTB01002	H1	LL	•	•	12	55	P14.5s	1550±15%
	GTB01003	H1	DV	•	•	12	55	P14.5s	1550±15%
	GTB01004	H1	DVP	•	•	12	55	P14.5s	1550±15%
	GTB01005	H1	DVS	•	•	12	55	P14.5s	1550±15%
	GTB01006	H1	DVE	•	•	12	55	P14.5s	1550±15%
	GTB01007	H1	XW			12	55	P14.5s	1000±15%
	GTB01008	H1	XC			12	55	P14.5s	1550±15%
	GTB01009	H1	XY			12	55	P14.5s	1550±15%
	GTB01010	H1	TW	•	•	12	55	P14.5s	1550±15%
	GTB01011	H1	RA			12	100	P14.5s	1850±15%
	GTB01012	H1	RA XW			12	100	P14.5s	1200±15%
	GTB01013	H1	RA XC			12	100	P14.5s	1850±15%
	GTB01014	H1	RA XY			12	100	P14.5s	1850±15%
	GTB01015	H1	HD	•		24	70	P14.5s	1900±15%
	GTB01016	H1	HD LL	•		24	70	P14.5s	1900±15%
	GTB01017	H1	HD XW			24	70	P14.5s	1300±15%
	GTB01018	H1	HD RA			24	100	P14.5s	2500±15%
	GTB01019	H1	HD RA XW			24	100	P14.5s	1500±15%

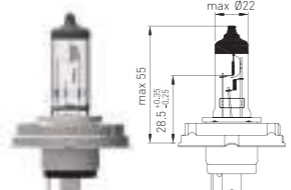
Product Image / Dimensions	Part No.	Market Designation	Range	ECE *	SAE **	Volt V	Watt W	Base	Lumen Output Lm
	GTB02001	H2	STD	•		12	55	X511	1550±15%
	GTB02002	H2	XW			12	55	X511	1000±15%
	GTB02003	H2	RA			12	100	X511	1850±15%
	GTB02004	H2	RA XW			12	100	X511	1200±15%
	GTB02005	H2	HD	•		24	70	X511	1900±15%
	GTB02006	H2	HD XW			24	70	X511	1300±15%

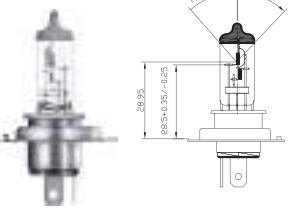
Product Image / Dimensions	Part No.	Market Designation	Range	ECE *	SAE **	Volt V	Watt W	Base	Lumen Output Lm
	GTB03001	H3	STD	•	•	12	55	PK22s	1450±15%
	GTB03002	H3	LL	•	•	12	55	PK22s	1450±15%
	GTB03003	H3	DV	•	•	12	55	PK22s	1450±15%
	GTB03004	H3	DVP	•	•	12	55	PK22s	1450±15%
	GTB03005	H3	DVS	•	•	12	55	PK22s	1450±15%
	GTB03006	H3	DVE	•	•	12	55	PK22s	1450±15%
	GTB03007	H3	XW			12	55	PK22s	1000±15%
	GTB03008	H3	XC			12	55	PK22s	1450±15%
	GTB03009	H3	XY			12	55	PK22s	1450±15%
	GTB03010	H3	TW			12	55	PK22s	1450±15%
	GTB03011	H3	RA			12	100	PK22s	1850±15%
	GTB03012	H3	RA XW			12	100	PK22s	1200±15%
	GTB03013	H3	RA XC			12	100	PK22s	1850±15%
	GTB03014	H3	RA XY			12	100	PK22s	1850±15%
	GTB03015	H3	HD	•		24	70	PK22s	1750±15%
	GTB03016	H3	HD LL	•		24	70	PK22s	1750±15%
	GTB03017	H3	HD XW			24	70	PK22s	1200±15%
	GTB03018	H3	HD RA			24	100	PK22s	2500±15%
	GTB03019	H3	HD RA XW			24	100	PK22s	1600±15%

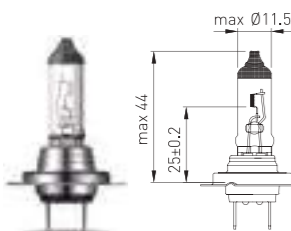
- STD : Standard
- LL : Long Life
- DV : Dream Vision
- DVP : Dream Vision Plus
- DVS : Dream Vision Shine
- DVE : Dream Vision Excellent
- XW : Xenon White
- XC : Xenon Crystal
- XY : Xenon Yellow
- TW : Two Wheeler
- RA : Rally
- RA XW : Rally Xenon White
- RA XC : Rally Xenon Crystal
- RA XY : Rally Xenon Yellow
- HD : Heavy Duty
- HD LL : Heavy Duty Long Life
- HD XW : Heavy Duty Xenon White

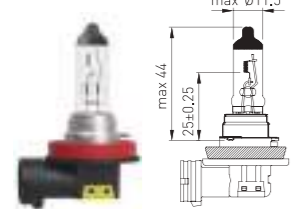
Product Image / Dimensions	Part No.	Market Designation	Range	ECE *	SAE **	Volt V	Watt W	Base	Lumen Output Lm
	GTB03101	H3C				12	55	PK22D/d	1450±15%
	GTB03102	H3C	RA			12	100	PK22D/d	1850±15%

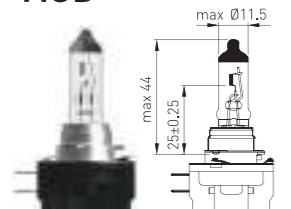
Product Image / Dimensions	Part No.	Market Designation	Range	ECE *	SAE **	Volt V	Watt W	Base	Lumen Output Lm
	GTB04001	H4	STD	•		12	60/55	P43t	1650/1000±15%
	GTB04002	H4	LL	•		12	60/55	P43t	1650/1000±15%
	GTB04003	H4	DV	•		12	60/55	P43t	1650/1000±15%
	GTB04004	H4	DVP	•		12	60/55	P43t	1650/1000±15%
	GTB04005	H4	DVS	•		12	60/55	P43t	1650/1000±15%
	GTB04006	H4	DVE	•		12	60/55	P43t	1650/1000±15%
	GTB04007	H4	XW			12	60/55	P43t	1100/700±15%
	GTB04008	H4	XC			12	60/55	P43t	1650/1000±15%
	GTB04009	H4	XY			12	60/55	P43t	1650/1000±15%
	GTB04010	H4	TW	•		12	60/55	P43t	1650/1000±15%
	GTB04011	H4	RA			12	100/90	P43t	2400/1600±15%
	GTB04012	H4	RA XW			12	100/90	P43t	1500/1000±15%
	GTB04013	H4	RA XC			12	100/90	P43t	2400/1600±15%
	GTB04014	H4	RA XY			12	100/90	P43t	2400/1600±15%
	GTB04015	H4	HD	•		24	75/70	P43t	1900/1200±15%
	GTB04016	H4	HD LL	•		24	75/70	P43t	1900/1200±15%
	GTB04017	H4	HD XW			24	75/70	P43t	1500/850±15%
	GTB04018	H4	HD			24	100/90	P43t	2500/1500±15%
	GTB04019	H4	HD XW			24	100/90	P43t	1500/1000±15%
	GTB04020	H4	RA			12	130/100	P43t	3000/1800±15%
	GTB04021	H4	RA XW			12	130/100	P43t	2300/1300±15%
	GTB04022	H4	HD RA			24	130/100	P43t	3500/3200±15%
	GTB04023	H4	HD RA XW			24	130/100	P43t	2400/1600±15%

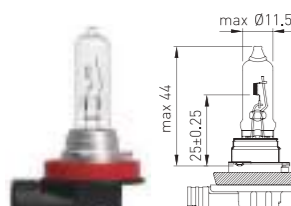
Product Image / Dimensions	Part No.	Market Designation	Range	ECE *	SAE **	Volt V	Watt W	Base	Lumen Output Lm
	GTB04101	H4	STD	•		12	60/55	P45t	1650/1000±15%
	GTB04102	H4	XW			12	60/55	P45t	1100/700±15%
	GTB04103	H4	RA			12	100/90	P45t	2400/1600±15%
	GTB04104	H4	RA XW			12	100/90	P45t	1500/1000±15%
	GTB04105	H4	HD	•		24	75/70	P45t	1900/1200±15%
	GTB04106	H4	HD XW			24	75/70	P45t	1500/850±15%
	GTB04107	H4	HD RA			24	100/90	P45t	2500/1500±15%
	GTB04108	H4	HD RA XW			24	100/90	P45t	1500/1000±15%

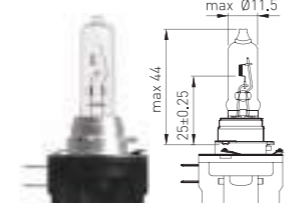
Product Image / Dimensions	Part No.	Market Designation	Range	ECE *	SAE **	Volt V	Watt W	Base	Lumen Output Lm
	GTB04201	HS1	STD	•		12	35/35	PX43t	825/525±15%
	GTB04202	HS1	XW			12	35/35	PX43t	500/300±15%

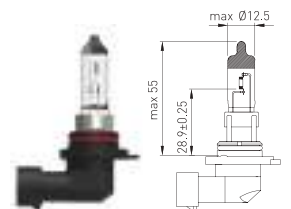
Product Image / Dimensions	Part No.	Market Designation	Range	ECE *	SAE **	Volt V	Watt W	Base	Lumen Output Lm
	GTB05001	H7	STD	•	•	12	55	PX26d	1500±10%
	GTB05002	H7	LL	•	•	12	55	PX26d	1500±10%
	GTB05003	H7	DV	•	•	12	55	PX26d	1500±10%
	GTB05004	H7	DVP	•	•	12	55	PX26d	1500±10%
	GTB05005	H7	DVS	•	•	12	55	PX26d	1500±10%
	GTB05006	H7	DVE	•	•	12	55	PX26d	1500±10%
	GTB05007	H7	XW			12	55	PX26d	1000±10%
	GTB05008	H7	XC			12	55	PX26d	1500±10%
	GTB05009	H7	XY			12	55	PX26d	1500±10%
	GTB05010	H7	TW	•	•	12	55	PX26d	1500±10%
	GTB05011	H7	RA			12	100	PX26d	2000±10%
	GTB05012	H7	RA XW			12	100	PX26d	1200±15%
	GTB05013	H7	RA XC			12	100	PX26d	2000±15%
	GTB05014	H7	RA XY			12	100	PX26d	2000±15%
	GTB05015	H7	HD	•		24	70	PX26d	1750±15%
	GTB05016	H7	HD LL	•		24	70	PX26d	1750±10%
	GTB05017	H7	HD XW			24	70	PX26d	1150±10%
	GTB05018	H7	HD RA			24	100	PX26d	2500±10%
	GTB05019	H7	HD RA XW			24	100	PX26d	1800±10%

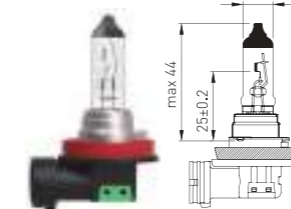
Product Image / Dimensions	Part No.	Market Designation	Range	ECE *	SAE **	Volt V	Watt W	Base	Lumen Output Lm
	GTB06001	H8	STD	•	•	12	35	PGJ19-1	800±15%
	GTB06002	H8	XW			12	35	PGJ19-1	550±15%
	GTB06003	H8	XC			12	35	PGJ19-1	800±15%
	GTB06004	H8	XY			12	35	PGJ19-1	800±15%
	GTB06005	H8	TW	•	•	12	35	PGJ19-1	800±15%
	GTB06006	H8	RA			12	80	PGJ19-1	1800±15%
	GTB06007	H8	RA XW			12	80	PGJ19-1	1200±15%
	GTB06008	H8	RA XC			12	80	PGJ19-1	1800±15%
	GTB06009	H8	RA XY			12	80	PGJ19-1	1800±15%

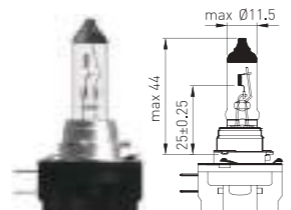
Product Image / Dimensions	Part No.	Market Designation	Range	ECE *	SAE **	Volt V	Watt W	Base	Lumen Output Lm
	GTB06101	H8B	STD	•	•	12	35	PGJ19-1	800±15%
	GTB06102	H8B	XW			12	35	PGJ19-1	550±15%
	GTB06103	H8B	XC			12	35	PGJ19-1	800±15%
	GTB06104	H8B	XY			12	35	PGJ19-1	800±15%
	GTB06105	H8B	RA			12	80	PGJ19-1	1800±15%
	GTB06106	H8B	RA XW			12	80	PGJ19-1	1200±15%
	GTB06107	H8B	RA XC			12	80	PGJ19-1	1800±15%
	GTB06108	H8B	RA XY			12	80	PGJ19-1	1800±15%

Product Image / Dimensions	Part No.	Market Designation	Range	ECE *	SAE **	Volt V	Watt W	Base	Lumen Output Lm
	GTB07001	H9	STD	•	•	12	65	PGJ19-5	2100±10%
	GTB07002	H9	XW			12	65	PGJ19-5	1000±10%
	GTB07003	H9	XC			12	65	PGJ19-5	2100±10%
	GTB07004	H9	XY			12	65	PGJ19-5	2100±10%
	GTB07005	H9	RA			12	100	PGJ19-5	2000±10%
	GTB07006	H9	RA XW			12	100	PGJ19-5	1200±10%
	GTB07007	H9	RA XC			12	100	PGJ19-5	2100±10%
	GTB07008	H9	RA XY			12	100	PGJ19-5	2100±10%

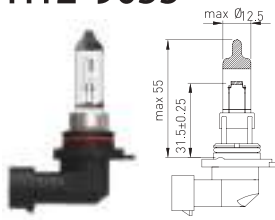
Product Image / Dimensions	Part No.	Market Designation	Range	ECE *	SAE **	Volt V	Watt W	Base	Lumen Output Lm
	GTB07101	H9B	STD	•	•	12	65	PGJ19-5	2100±10%
	GTB07102	H9B	XW			12	65	PGJ19-5	1000±10%
	GTB07103	H9B	XC			12	65	PGJ19-5	2100±10%
	GTB07104	H9B	XY			12	65	PGJ19-5	2100±10%
	GTB07105	H9B	RA			12	100	PGJ19-5	2000±10%
	GTB07106	H9B	RA XW			12	100	PGJ19-5	1200±10%
	GTB07107	H9B	RA XC			12	100	PGJ19-5	2100±10%
	GTB07108	H9B	RA XY			12	100	PGJ19-5	2100±10%

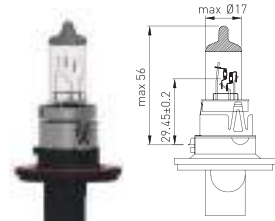
Product Image / Dimensions	Part No.	Market Designation	Range	ECE *	SAE **	Volt V	Watt W	Base	Lumen Output Lm
	GTB08001	H10 9145	STD	•		12	42	PY20d	850±15%
	GTB08002	H10 9145	XW			12	42	PY20d	500±15%
	GTB08003	9140				12	40	P20d/40A	700±15%
	GTB08004	9155				12	55	P20d/55A	1000±15%

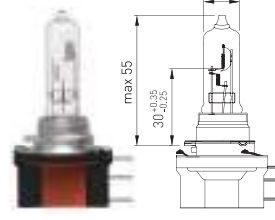
Product Image / Dimensions	Part No.	Market Designation	Range	ECE *	SAE **	Volt V	Watt W	Base	Lumen Output Lm
	GTB09001	H11	STD	•	•	12	55	PGJ19-2	1350±10%
	GTB09002	H11	LL	•	•	12	55	PGJ19-2	1350±10%
	GTB09003	H11	DV	•	•	12	55	PGJ19-2	1350±10%
	GTB09004	H11	DVP	•	•	12	55	PGJ19-2	1350±10%
	GTB09005	H11	DVS	•	•	12	55	PGJ19-2	1350±10%
	GTB09006	H11	DVE	•	•	12	55	PGJ19-2	1350±10%
	GTB09007	H11	XW			12	55	PGJ19-2	900±10%
	GTB09008	H11	XC			12	55	PGJ19-2	1350±10%
	GTB09009	H11	XY			12	55	PGJ19-2	1350±10%
	GTB09010	H11	TW	•	•	12	55	PGJ19-2	1350±10%
	GTB09011	H11	RA			12	100	PGJ19-2	2000±15%
	GTB09012	H11	RA XW			12	100	PGJ19-2	1200±15%
	GTB09013	H11	RA XC			12	100	PGJ19-2	2000±10%
	GTB09014	H11	RA XY			12	100	PGJ19-2	2000±10%
	GTB09015	H11	HD	•		24	70	PGJ19-2	1600±10%
	GTB09016	H11	HD LL	•		24	70	PGJ19-2	1600±10%
	GTB09017	H11	HD XW	•		24	70	PGJ19-2	1100±10%
	GTB09018	H11	HD RA			24	100	PGJ19-2	2500±10%
	GTB09019	H11	HD RA XW			24	100	PGJ19-2	1800±10%

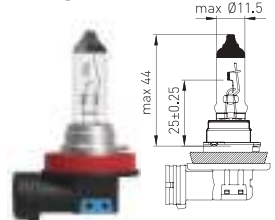
Product Image / Dimensions	Part No.	Market Designation	Range	ECE *	SAE **	Volt V	Watt W	Base	Lumen Output Lm
	GTB09101	H11B	STD	•	•	12	55	PGJ19-2	1350±10%
	GTB09102	H11B	LL	•	•	12	55	PGJ19-2	1350±10%
	GTB09103	H11B	XW			12	55	PGJ19-2	900±10%
	GTB09104	H11B	XC			12	55	PGJ19-2	1350±10%
	GTB09105	H11B	XY			12	55	PGJ19-2	1350±10%
	GTB09106	H11B	TW	•	•	12	55	PGJ19-2	1350±10%
	GTB09107	H11B	RA			12	100	PGJ19-2	2000±10%
	GTB09108	H11B	RA XW			12	100	PGJ19-2	1200±10%
	GTB09109	H11B	RA XC			12	100	PGJ19-2	2000±10%
	GTB09110	H11B	RA XY			12	100	PGJ19-2	2000±10%

- STD : Standard
- LL : Long Life
- DV : Dream Vision
- DVP : Dream Vision Plus
- DVS : Dream Vision Shine
- DVE : Dream Vision Excellent
- XW : Xenon White
- XC : Xenon Crystal
- XY : Xenon Yellow
- TW : Two Wheeler
- RA : Rally
- RA XW : Rally Xenon White
- RA XC : Rally Xenon Crystal
- RA XY : Rally Xenon Yellow
- HD : Heavy Duty
- HD LL : Heavy Duty Long Life
- HD XW : Heavy Duty Xenon White

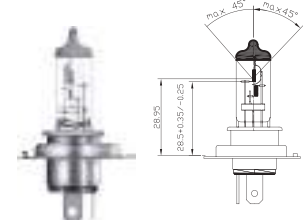
Product Image / Dimensions	Part No.	Market Designation	Range	ECE *	SAE **	Volt V	Watt W	Base	Lumen Output Lm
	GTB10001	H12 9055	STD	•		12	53	PZ20d	1050±15%
	GTB10002	H12 9055	XW			12	53	PZ20d	750±15%
	GTB10003	9045				12	45	P20d/45T	700±15%
	GTB10004	9040				12	40	P20d/40T	600±15%

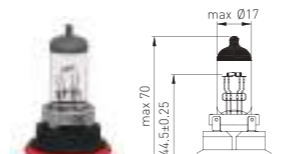
Product Image / Dimensions	Part No.	Market Designation	Range	ECE *	SAE **	Volt V	Watt W	Base	Lumen Output Lm
	GTB11001	H13 9008	STD	•	•	12	60/55	P26.4t	1500/1000±15%
	GTB11002	H13 9008	XW			12	60/55	P26.4t	1100/700±15%
	GTB11003	H13 9008	XY			12	60/55	P26.4t	1500/1000±15%
	GTB11004	H13 9008	RA			12	100/80	P26.4t	2000/1500±15%
	GTB11005	H13 9008	RA XW			12	100/80	P26.4t	1200/1000±15%

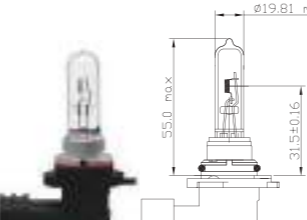
Product Image / Dimensions	Part No.	Market Designation	Range	ECE *	SAE **	Volt V	Watt W	Base	Lumen Output Lm
	GTB12001	H15	STD	•		12	15/55	PGJ23t-1	260/1350±10%
	GTB12002	H15	XW			12	15/55	PGJ23t-1	260/1350±10%

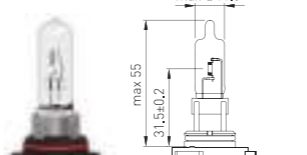
Product Image / Dimensions	Part No.	Market Designation	Range	ECE *	SAE **	Volt V	Watt W	Base	Lumen Output Lm
	GTB13001	H16	STD	•		12	19	PGJ19-3	500+10%/-15%
	GTB13002	H16	XW			12	19	PGJ19-3	300+10%/-15%
	GTB13003	H16	XC			12	19	PGJ19-3	500+10%/-15%
	GTB13004	H16	XY			12	19	PGJ19-3	350+10%/-15%

Product Image / Dimensions	Part No.	Market Designation	Range	ECE *	SAE **	Volt V	Watt W	Base	Lumen Output Lm
	GTB14001	H18	STD	•	•	12	65	PY26d-1	1700±8%

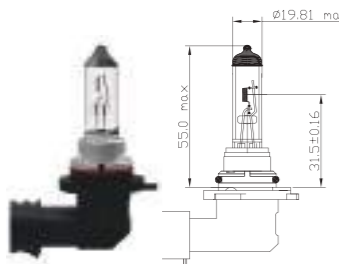
Product Image / Dimensions	Part No.	Market Designation	Range	ECE *	SAE **	Volt V	Watt W	Base	Lumen Output Lm
	GTB19101	H19	STD	•		12	60/55	PU43t-3	1650/1000±15%

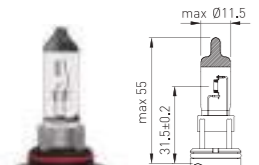
Product Image / Dimensions	Part No.	Market Designation	Range	ECE *	SAE **	Volt V	Watt W	Base	Lumen Output Lm
	GTB15001	HB1 9004	STD	•		12	65/45	P29t	1200/700±15%
	GTB15002	HB1 9004	XW			12	65/45	P29t	750/400±15%
	GTB15003	HB1 9004	XY		•	12	65/45	P29t	1200/700±15%
	GTB15004	HB1 9004	RA			12	100/80	P29t	1600/1300±15%
	GTB15005	HB1 9004	RA XW			12	100/80	P29t	1000/800±15%
	GTB15006	HB1 9004	RA XY			12	100/80	P29t	1600/1300±15%

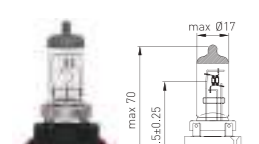
Product Image / Dimensions	Part No.	Market Designation	Range	ECE *	SAE **	Volt V	Watt W	Base	Lumen Output Lm
	GTB16001	HB3 9005	STD	•	•	12	60	P20d	1860±12%
	GTB16002	HB3 9005	LL	•	•	12	60	P20d	1860±12%
	GTB16003	HB3 9005	DV	•	•	12	60	P20d	1860±12%
	GTB16004	HB3 9005	DVP	•	•	12	60	P20d	1860±12%
	GTB16005	HB3 9005	DVS	•	•	12	60	P20d	1860±12%
	GTB16006	HB3 9005	DVE	•	•	12	60	P20d	1860±12%
	GTB16007	HB3 9005	XW			12	60	P20d	1000±12%
	GTB16008	HB3 9005	XC			12	60	P20d	1860±12%
	GTB16009	HB3 9005	XY			12	60	P20d	1860±12%
	GTB16010	HB3 9005	TW			12	60	P20d	1860±12%
	GTB16011	HB3 9005	RA			12	100	P20d	2000±15%
	GTB16012	HB3 9005	RA XW			12	100	P20d	1200±15%

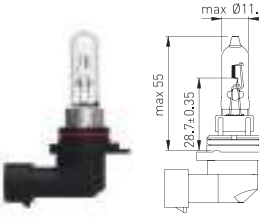
Product Image / Dimensions	Part No.	Market Designation	Range	ECE *	SAE **	Volt V	Watt W	Base	Lumen Output Lm
	GTB17001	HB3A 9005XS	STD	•	•	12	60	P20d	1860±12%
	GTB17002	HB3A 9005XS	XW			12	60	P20d	1000±12%
	GTB17003	HB3A 9005XS	XC			12	60	P20d	1860±12%
	GTB17004	HB3A 9005XS	XY			12	60	P20d	1860±12%
	GTB17005	HB3A 9005XS	RA			12	100	P20d	2000±15%
	GTB17006	HB3A 9005XS	RA XW			12	100	P20d	1200±15%
	GTB17007	HB3A 9005XS	RA XY			12	100	P20d	2000±15%

- STD : Standard
- LL : Long Life
- DV : Dream Vision
- DVP : Dream Vision Plus
- DVS : Dream Vision Shine
- DVE : Dream Vision Excellent
- XW : Xenon White
- XC : Xenon Crystal
- XY : Xenon Yellow
- TW : Two Wheeler
- RA : Rally
- RA XW : Rally Xenon White
- RA XC : Rally Xenon Crystal
- RA XY : Rally Xenon Yellow
- HD : Heavy Duty
- HD LL : Heavy Duty Long Life
- HD XW : Heavy Duty Xenon White

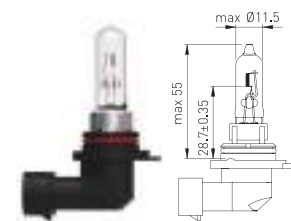
Product Image / Dimensions	Part No.	Market Designation	Range	ECE *	SAE **	Volt V	Watt W	Base	Lumen Output Lm
	GTB18001	HB4 9006	STD	•	•	12	51	P22d	1095±15%
	GTB18002	HB4 9006	LL	•	•	12	51	P22d	1095±15%
	GTB18003	HB4 9006	DV	•	•	12	51	P22d	1095±15%
	GTB18004	HB4 9006	DVP	•	•	12	51	P22d	1095±15%
	GTB18005	HB4 9006	DVS	•	•	12	51	P22d	1095±15%
	GTB18006	HB4 9006	DVE	•	•	12	51	P22d	1095±15%
	GTB18007	HB4 9006	XW			12	51	P22d	600±15%
	GTB18008	HB4 9006	XC			12	51	P22d	1095±15%
	GTB18009	HB4 9006	XY			12	51	P22d	1095±15%
	GTB18010	HB4 9006	TW			12	51	P22d	1095±15%
	GTB18011	HB4 9006	RA			12	80	P22d	2000±15%
	GTB18012	HB4 9006	RA XW			12	80	P22d	1200±15%

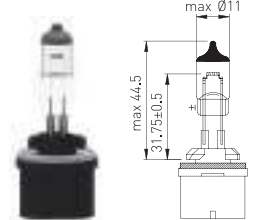
Product Image / Dimensions	Part No.	Market Designation	Range	ECE *	SAE **	Volt V	Watt W	Base	Lumen Output Lm
	GTB19001	HB4A 9006XS	STD	•	•	12	51	P22d	1095±15%
	GTB19002	HB4A 9006XS	XW			12	51	P22d	600±15%
	GTB19003	HB4A 9006XS	XC			12	51	P22d	1095±15%
	GTB19004	HB4A 9006XS	XY			12	51	P22d	1095±15%
	GTB19005	HB4A 9006XS	RA			12	80	P22d	2000±15%
	GTB19006	HB4A 9006XS	RA XW			12	80	P22d	1200±15%
	GTB19007	HB4A 9006XS	RA XY			12	80	P22d	2000±15%

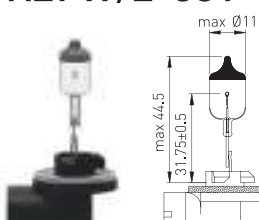
Product Image / Dimensions	Part No.	Market Designation	Range	ECE *	SAE **	Volt V	Watt W	Base	Lumen Output Lm
	GTB20001	HB5 9007	STD		•	12	65/55	PX29t	1350/1000±15%
	GTB20002	HB5 9007	XW			12	65/55	PX29t	850/600±15%
	GTB20003	HB5 9007	XY			12	65/55	PX29t	1350/1000±15%
	GTB20004	HB5 9007	RA			12	100/80	PX29t	1850/1500±15%
	GTB20005	HB5 9007	RA XW			12	100/80	PX29t	1100/900±15%
	GTB20006	HB5 9007	RA XY			12	100/80	PX29t	1850/1500±15%

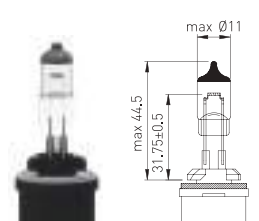
Product Image / Dimensions	Part No.	Market Designation	Range	ECE *	SAE **	Volt V	Watt W	Base	Lumen Output Lm
	GTB21001	HIR1 9011	STD	•	•	12	65	PX20d	2500±15%
	GTB21002	HIR1 9011	XW			12	65	PX20d	1500±15%

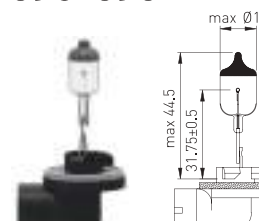
- STD : Standard
- LL : Long Life
- DV : Dream Vision
- DVP : Dream Vision Plus
- DVS : Dream Vision Shine
- DVE : Dream Vision Excellent
- XW : Xenon White
- XC : Xenon Crystal
- XY : Xenon Yellow
- TW : Two Wheeler
- RA : Rally
- RA XW : Rally Xenon White
- RA XC : Rally Xenon Crystal
- RA XY : Rally Xenon Yellow
- HD : Heavy Duty
- HD LL : Heavy Duty Long Life
- HD XW : Heavy Duty Xenon White

Product Image / Dimensions	Part No.	Market Designation	Range	ECE *	SAE **	Volt V	Watt W	Base	Lumen Output Lm
	GTB22001	HIR2 9012	STD	•	•	12	55	PX22d	1875±15%
	GTB22002	HIR2 9012	XW			12	55	PX22d	1200±15%

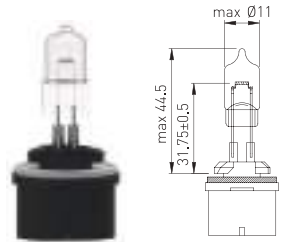
Product Image / Dimensions	Part No.	Market Designation	Range	ECE *	SAE **	Volt V	Watt W	Base	Lumen Output Lm
	GTB23001	H27W/1 880	STD	•		12	27	PG13	477±15%
	GTB23002	H27W/1 880	XW			12	27	PG13	300±15%
	GTB23003	H27W/1 880	XY			12	27	PG13	477±15%

Product Image / Dimensions	Part No.	Market Designation	Range	ECE *	SAE **	Volt V	Watt W	Base	Lumen Output Lm
	GTB24001	H27W/2 881	STD	•		12	27	PGJ13	477±15%
	GTB24002	H27W/2 881	XW			12	27	PGJ13	300±15%
	GTB24003	H27W/2 881	XY			12	27	PGJ13	477±15%

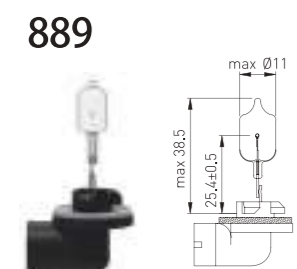
Product Image / Dimensions	Part No.	Market Designation	Range	ECE *	SAE **	Volt V	Watt W	Base	Lumen Output Lm
	GTB25001	893	STD			12	37.5	PG13	940±15%
	GTB25100	899	STD			12	37.5	PG13	750±15%

Product Image / Dimensions	Part No.	Market Designation	Range	ECE *	SAE **	Volt V	Watt W	Base	Lumen Output Lm
	GTB26001	896	STD			12	37.5	PGJ13	940±15%
	GTB26100	898	STD			12	37.5	PGJ13	750±15%

# XENON

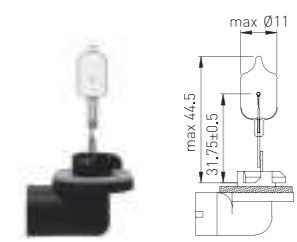
Product Image / Dimensions	Part No.	Market Designation	Range	ECE *	SAE **	Volt V	Watt W	Base	Lumen Output Lm
	884 885 887	GTB27001	884	STD		12	27	PG13	540±15%
	890 892	GTB27100	885	STD		12	50	PG13	1250±15%
		GTB27200	887	STD		12	50	PG13	1250±15%
		GTB27300	890	STD		12	27	PG13	540±15%
		GTB27400	892	STD		12	16	PG13	350±15%

	GTB28001	889	STD			12	27	PG13	540±15%
--	----------	-----	-----	--	--	----	----	------	---------



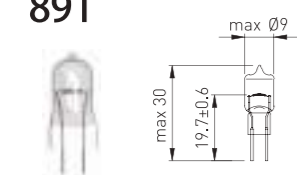
**862 894 888 886**

GTB29001	862					12	37.5	PG13	750±15%
GTB29100	894					12	37.5	PG13	940±15%
GTB29200	888					12	50	PG13	1190±15%
GTB29300	886					12	50	PG13	1250±15%



**891**

GTB30001	891					12	8	G4	135±15%
----------	-----	--	--	--	--	----	---	----	---------



- STD : Standard
- LL : Long Life
- DV : Dream Vision
- DVP : Dream Vision Plus
- DVS : Dream Vision Shine
- DVE : Dream Vision Excellent
- XW : Xenon White
- XC : Xenon Crystal
- XY : Xenon Yellow
- TW : Two Wheeler
- RA : Rally
- RA XW : Rally Xenon White
- RAXC : Rally Xenon Crystal
- RA XY : Rally Xenon Yellow
- HD : Heavy Duty
- HD LL : Heavy Duty Long Life
- HD XW : Heavy Duty Xenon White



# HID


**D1S**

Part No.	Item No	ECE*	SAE**	Design Volts	Design Watts	Colour Temp	Base
GTC26001	D1S Original	•	•	85	35	4300	PK32d-2
GTC26002	D1S			85	35	5000	PK32d-2
GTC26003	D1S			85	35	6000	PK32d-2


**D1R**

Part No.	Item No	ECE*	SAE**	Design Volts	Design Watts	Colour Temp	Base
GTC27001	D1R Original	•	•	85	35	4300	PK32d-3
GTC27002	D1R			85	35	5000	PK32d-3
GTC27003	D1R			85	35	6000	PK32d-3


**D2S**

Part No.	Item No	ECE*	SAE**	Design Volts	Design Watts	Colour Temp	Base
GTC28001	D2S Original	•	•	85	35	4300	P32d-2
GTC28002	D2S			85	35	5000	P32d-2
GTC28003	D2S			85	35	6000	P32d-2


**D2R**

Part No.	Item No	ECE*	SAE**	Design Volts	Design Watts	Colour Temp	Base
GTC29001	D2R Original	•	•	85	35	4300	P32d-3
GTC29002	D2R			85	35	5000	P32d-3
GTC29003	D2R			85	35	6000	P32d-3


**D3S**

Part No.	Item No	ECE*	SAE**	Design Volts	Design Watts	Colour Temp	Base
GTC30001	D3S Original	•	•	42	35	4300	PK32d-5
GTC30002	D3S			42	35	5000	PK32d-5
GTC30003	D3S			42	35	6000	PK32d-5


**D3R**

Part No.	Item No	ECE*	SAE**	Design Volts	Design Watts	Colour Temp	Base
GTC31001	D3R Original	•	•	42	35	4300	PK32d-6
GTC31002	D3R			42	35	5000	PK32d-6
GTC31003	D3R			42	35	6000	PK32d-6


**D4S**

Part No.	Item No	ECE*	SAE**	Design Volts	Design Watts	Colour Temp	Base
GTC32001	D4S Original	•	•	42	35	4300	P32d-5
GTC32002	D4S			42	35	5000	P32d-5
GTC32003	D4S			42	35	6000	P32d-5


**D4R**

Part No.	Item No	ECE*	SAE**	Design Volts	Design Watts	Colour Temp	Base
GTC33001	D4R Original	•	•	42	35	4300	P32d-6
GTC33002	D4R			42	35	5000	P32d-6
GTC33003	D4R			42	35	6000	P32d-6

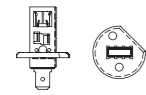

**D5S**

Part No.	Item No	ECE*	SAE**	Design Volts	Design Watts	Colour Temp	Base
GTC34001	D5S Original	•	•	12	25	4300	PK32d-7
GTC34002	D5S			12	25	5000	PK32d-7
GTC34003	D5S			12	25	6000	PK32d-7
GTC34004	D5S			12	35	4300	PK32d-7
GTC34005	D5S			12	35	5000	PK32d-7
GTC34006	D5S			12	35	6000	PK32d-7

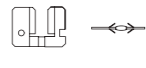

**D8S**

Part No.	Item No	ECE*	SAE**	Design Volts	Design Watts	Colour Temp	Base
GTC35001	D8S Original	•	•	42	25	4300	PK32d-1
GTC35002	D8S			42	25	5000	PK32d-1
GTC35003	D8S			42	25	6000	PK32d-1

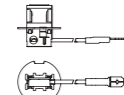
# BASES



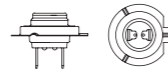
P14.5s  
IEC 7004-46



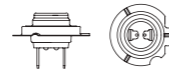
X511  
IEC 7004-99



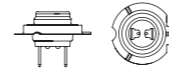
PK22s  
IEC 7004-47



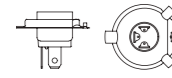
PX26d  
IEC 7004-5



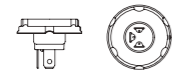
PY26d-1  
IEC 7004-5



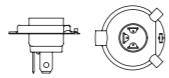
PY26d-6  
IEC 7004-5



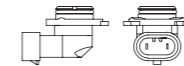
P43t-38  
IEC 7004-39



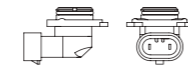
P45t-41  
IEC 7004-95



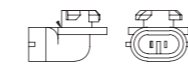
PX43t-38  
IEC 7004-34



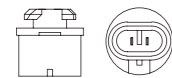
PY20d  
IEC 7004-31



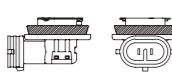
PZ20d  
IEC 7004-31-2



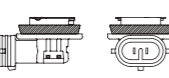
PGJ13  
IEC 7004-107



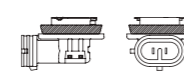
PG13  
IEC 7004-107



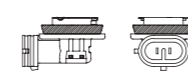
PGJ19-1  
IEC 7004-110



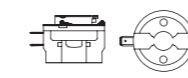
PGJ19-2  
IEC 7004-110



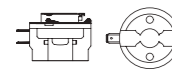
PGJ19-3  
IEC 7004-110



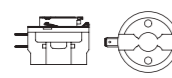
PGJ19-5  
IEC 7004-110



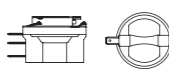
PGJY19-1  
IEC 7004-146



PGJY19-2  
IEC 7004-146



PGJY19-5  
IEC 7004-146



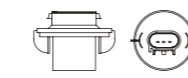
PGJ23t-1  
IEC 7004-155



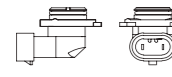
P29t  
IEC 7004-66



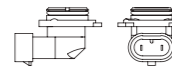
PX29t  
IEC 7004-66



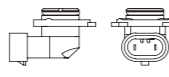
P26.4t  
IEC 7004-128



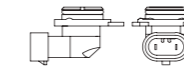
P20d  
IEC 7004-31



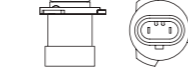
P22d  
IEC 7004-32



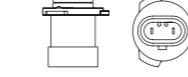
PX20d  
IEC 7004-31



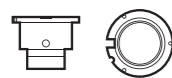
PX22d  
IEC 7004-32



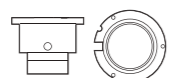
P20d  
IEC 7004-31



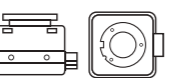
P22d  
IEC 7004-32



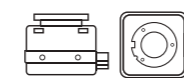
P32d-2  
IEC 7004-111



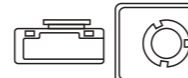
P32d-3  
IEC 7004-111



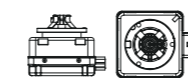
PK32d-5  
IEC 7004-111



PK32d-6  
IEC 7004-111



PK32d-6  
IEC 7004-111



PK32d-1  
IEC 7004-111


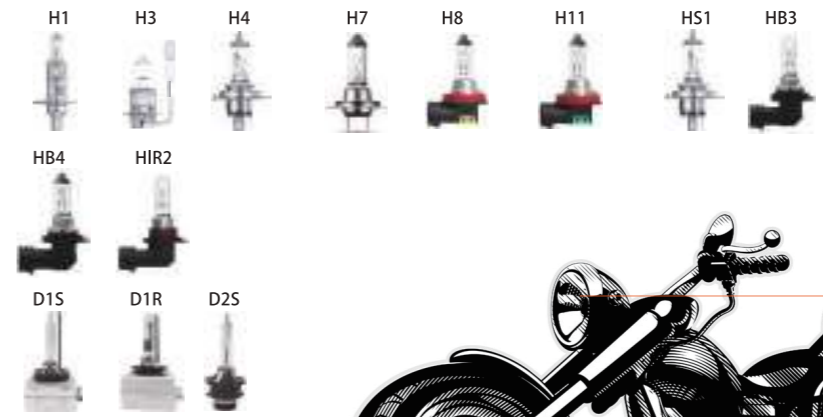
## Low Beam / High Beam



## Fog light



## Low beam / High beam / Fog light





**SEALED  
BEAM**



PAR36

Reference	Item	Lamp Type	Halogen / Incandescent	Primary Application	Design Volts	Design Watts or Amps	Center Beam Intensity	Lift Hours	Base	Filament Designation
GTA02003	4546	PAR-36	Incandescent	Hand Lantern	4.70	0.5A	6,300.00	100	Screw	C-2R
GTA02004	4546-1	PAR-36	Incandescent	Hand Lantern	4.70	0.5A	6,300.00	100	Slip-on	C-2R
GTA02005	4547	PAR-36	Incandescent	Hand Lantern	4.75	1.25A	20,000.00	100	Screw	C-2R
GTA02006	H7556	PAR-36	Halogen	Halogen Emergency Bldg.Lighting	6.00	6.00	400.00	50	Screw	C-6
GTA02007	7672-1	PAR-36	Incandescent	Emergency Bldg.Lighting	6.00	7.20	350.00	50	Slip-on	C-6
GTA02008	7613	PAR-36	Incandescent	Emergency Bldg.Lighting	6.00	8.00	400.00	50	Screw	C-6
GTA02009	7613-1	PAR-36	Incandescent	Emergency Bldg.Lighting	6.00	8.00	400.00	50	Slip-on	C-6
GTA02010	H7550	PAR-36	Halogen	Halogen Hand Lantern	6.00	8.00	25,000.00	50	Screw	C-6
GTA02011	H7550-1	PAR-36	Halogen	Halogen Hand Lantern	6.00	8.00	25,000.00	50	Slip-on	C-6
GTA02012	H7551	PAR-36	Halogen	Halogen Emergency Bldg.Lighting	6.00	8.00	550.00	50	Screw	C-6
GTA02013	H7552	PAR-36	Halogen	Halogen Emergency Bldg.Lighting	6.00	10.00	650.00	50	Screw	C-6
GTA02014	H7553	PAR-36	Halogen	Halogen Emergency Bldg.Lighting	6.00	12.00	850.00	50	Screw	C-6
GTA02015	H7554	PAR-36	Halogen	Halogen Emergency Bldg.Lighting	6.00	20.00	1,400.00	50	Screw	C-6
GTA02016	H7555	PAR-36	Halogen	Halogen Emergency Bldg.Lighting	12.00	8.00	550.00	50	Screw	C-6
GTA02017	H7557	PAR-36	Halogen	Halogen Emergency Bldg.Lighting	12.00	12.00	850.00	50	Screw	C-6
GTA02018	4511	PAR-36	Incandescent	Tractor	6.20	30.00	2,300.00	300	Screw	C-6
GTA02019	4516	PAR-36	Incandescent	Spot Lamp	6.20	30.00	45,000.00	300	Screw	C-6
GTA02020	4042	PAR-36	Incandescent	Emergency Bldg.Lighting	6.40	12.00	1,100.00	150	Screw	C-6
GTA02021	4014	PAR-36	Incandescent	Emergency Bldg.Lighting	6.40	18.00	1,500.00	200	Screw	C-6
GTA02022	4510	PAR-36	Incandescent	Tractor Flood,Emergency Bldg.Lighting	6.40	25.00	800.00	300	Screw	C-6
GTA02023	4515	PAR-36	Incandescent	Spot Lamp	6.40	30.00	55,000.00	100	Screw	C-6
GTA02024	H4515	PAR-36	Halogen	Spotlamp,Shielded Bulb	6.40	30.00	67,000.00	100	Screw	C-6
GTA02025	4044	PAR-36	Incandescent	Emergency Bldg.Lighting	12.00	12.00	1,100.00	150	Screw	C-6
GTA02026	4044-1	PAR-36	Incandescent	Emergency Bldg.Lighting	12.00	12.00	1,100.00	150	Slip-on	C-6
GTA02027	4414	PAR-36	Incandescent	Warning Signal,Emergency Bldg.Lighting, Garden and Security Lighting	12.80	18.00	1,500.00	300	Screw	C-6
GTA02028	4414R	PAR-36	Incandescent	Turn Signal,Warning Signal Red Lens	12.80	18.00	275.00	300	Screw	C-6
GTA02029	7414Y	PAR-36	Incandescent	Signal,Light Yellow Lens	12.80	18.00	1,000.00	300	Screw	C-6
GTA02030	4446	PAR-36	Incandescent	Emergency Bldg.Lighting	12.80	25.00	400.00	300	Screw	C-6
GTA02031	4405	PAR-36	Incandescent	Spot Lamp	12.80	30.00	50,000.00	100	Screw	C-6
GTA02032	4416	PAR-36	Incandescent	Spot Lamp , Signal	12.80	30.00	35,000.00	300	Screw	C-6
GTA02033	4416-1	PAR-36	Incandescent	Spot Lamp , Signal	12.80	30.00	35,000.00	300	Slip-on	C-6
GTA02034	4416A	PAR-36	Incandescent	Signal,Yellow Lens Cover	12.80	30.00	26,000.00	300	Screw	C-6
GTA02035	4416R	PAR-36	Incandescent	Signal,Red Lens Cover	12.80	30.00	4,000.00	300	Screw	C-6
GTA02036	H4405	PAR-36	Halogen	Spotlamp,Shielded Bulb	12.80	30.00	66,000.00	100	Screw	C-6
GTA02037	4406	PAR-36	Incandescent	Tractor Flood	12.80	35.00	600.00	300	Screw	C-6
GTA02038	4410	PAR-36	Incandescent	Backup Lamp,Tractor Flood	12.80	35.00	600.00	300	Screw	C-6
GTA02039	4411	PAR-36	Incandescent	Tractor	12.80	35.00	3,000.00	300	Screw	C-6
GTA02040	4411-1	PAR-36	Incandescent	Tractor	12.80	35.00	3,000.00	300	Slip-on	C-6
GTA02041	4411-3	PAR-36	Incandescent	Tractor	12.80	35.00	3,000.00	300	Multi-Purpose	C-6
GTA02042	4415	PAR-36	Incandescent	Fog Lamp	12.80	35.00	9,000.00	300	Screw	C-6
GTA02043	4415A	PAR-36	Incandescent	Fog Lamp, Yellow Lens	12.80	35.00	7,000.00	300	Screw	C-6
GTA02044	4422	PAR-36	Incandescent	Tractor	12.80	35.00	600.00	300	Screw	C-6

PAR36

Reference	Item	Lamp Type	Halogen / Incandescent	Primary Application	Design Volts	Design Watts or Amps	Center Beam Intensity	Lift Hours	Base	Filament Designation
GTA02045	7400	PAR-36	Incandescent	Signal,Rotating Beacon	12.80	35.00	33,000.00	300	Slip-on	C-6
GTA02046	7400-1	PAR-36	Incandescent	Signal,Rotating Beacon	12.80	35.00	33,000.00	300	Screw	C-6
GTA02047	H7600	PAR-36	Halogen	Halogen Signal,Rotating, Beacon	12.80	37.50	60,000.00	300	Screw	C-6
GTA02048	H7616	PAR-36	Halogen	Halogen Spot Lamp	12.80	37.50	70,000.00	300	Screw	C-6
GTA02049	4440X	PAR-36	Incandescent	Tractor	12.80	40 /40	6000 / 4500	320/320	3 Lugs	C-6 / C-6
GTA02050	4440X-1	PAR-36	Incandescent	Tractor	12.80	40 /40	6000 / 4500	320/320	3 Slip-on	C-6 / C-6
GTA02051	4460X	PAR-36	Incandescent	Tractor	12.80	40 /40	6600 / 5000	320/320	3 Screw	C-6 / C-6
GTA02052	H4460X	PAR-36	Halogen	Tractor	12.80	40 /40	11000 / 8500	320/320	3 Screw	C-6 / C-6
GTA02053	H7604	PAR-36	Halogen	Halogen Spot Lamp	12.80	50.00	100,000.00	100	Screw	C-6
GTA02054	H7606	PAR-36	Halogen	Tractor,Flood Halogen-Cycle	12.80	50.00	1,000.00	400	Screw	C-6
GTA02055	H7610	PAR-36	Halogen	Halogen Tractor	12.80	50.00	5,200.00	400	Screw	C-6
GTA02056	H7614	PAR-36	Halogen	Halogen Flood	12.80	50.00	2,000.00	100	Screw	C-6
GTA02057	4461	PAR-36	Incandescent	Tractor	12.80	60.00	6,000.00	300	Screw	C-6
GTA02058	4466	PAR-36	Incandescent	Tractor	12.80	60.00	1,000.00	300	Screw	C-6
GTA02059	H7607	PAR-36	Halogen	Tractor Flood	12.80	65.00	1,500.00	600	Screw	C-6
GTA02060	4509	PAR-36	Incandescent	Aircraft Landing Sportlamp	13.00	100.00	110,000.00	25	Screw	C-6
GTA02061	4509X	PAR-36	Incandescent	Marine Sportlamp	13.00	100.00	110,000.00	25	Screw	C-6
GTA02062	4509Y	PAR-36	Incandescent	Special Service	13.00	100.00	-	25	Screw	C-6
GTA02063	4519	PAR-36	Incandescent	Marine	13.00	100.00	30,000.00	25	Screw	C-6
GTA02064	4700	PAR-36	Incandescent	Spot Flood	13.00	100 / 100	100000 / 50000	25 / 25	3 Screw	C-6 / C-6
GTA02065	Q4509	PAR-36	Halogen	Halogen Aircraft Landing	13.00	100.00	140,000.00	100	Screw	C-6
GTA02066	4313	PAR-36	Incandescent	Aircraft Landing	13.00	250.00	140,000.00	25	Screw	C-6
GTA02067	Q4631	PAR-36	Halogen	Halogen Aircraft Landing,Wing Inspection	13.00	250.00	80,000.00	500	Screw	C-6
GTA02068	Q4632	PAR-36	Halogen	Halogen Aircraft Logo	13.00	250.00	75,000.00	500	Screw	C-6
GTA02069	4402A	PAR-36	Incandescent	CIM Singal	28.00	50.00	1,000.00	400	Screw	C-6
GTA02070	4502	PAR-36	Incandescent	Auto Headlamp,Military	28.00	50.00	10,000.00	400	Screw	C-6
GTA02071	4505	PAR-36	Incandescent	Aircraft Navigation	28.00	50.00	45,000.00	400	Screw	CC-6
GTA02072	4589	PAR-36	Incandescent	Aircraft Cockpit Flood	28.00	50.00	5,000.00	400	Screw	CC-6
GTA02073	4589-1	PAR-36	Incandescent	Aircraft Cockpit Flood C.I.M Flood	28.00	50.00	5,000.00	400	Slip-on	CC-6
GTA02074	4593	PAR-36	Incandescent	Aircraft In-Air Refueling	28.00	50.00	1,500.00	400	Screw	CC-6
GTA02075	4825R	PAR-36	Incandescent	C.I.M Stop/Tail Red Lens	28.00	50 / 18	200 / 40	200 / 200	3 Screw	C-2V / C-2V
GTA02076	4752	PAR-36	Incandescent	C.I.M Flood	28.00	60.00	2,000.00	800	Screw	2C-6
GTA02077	4591	PAR-36	Incandescent	Aircraft Landing	28.00	100.00	90,000.00	25	Screw	CC-6
GTA02078	4594	PAR-36	Incandescent	Aircraft Navigation	28.00	100.00	70,000.00	300	Screw	CC-6
GTA02079	4595	PAR-36	Incandescent	Aircraft Navigation	13.00	100.00	60,000.00	300	Screw	C-6
GTA02080	4627	PAR-36	Incandescent	Aircraft Flood	28.00	100.00	3,000.00	300	Screw	C-6
GTA02081	4811	PAR-36	Incandescent	Auto Headlamp,Military	28.00	110 / 55	12000 / 7000	400/400	3 Lugs	CC-6 / CC-6
GTA02082	4626	PAR-36	Incandescent	Aircraft Taxiing	28.00	150.00	25,000.00	300	Screw	CC-6
GTA02083	4713	PAR-36	Incandescent	Aircraft Logo	28.00	150.00	4,200.00	300	Screw	2C-6
GTA02084	4587	PAR-36	Incandescent	Aircraft Taxiing	28.00	250.00	40,000.00	25	Screw	CC-8
GTA02085	4596	PAR-36	Incandescent	Aircraft Landing	28.00	250.00	150,000.00	25	Screw	CC-8
GTA02086	4350	PAR-36	Incandescent	Electric Truck Work Light	36.00	60.00	2,100.00	400	Slip-on	C-2V
GTA02087	4340	PAR-36	Incandescent	Electric Truck Work Light	48.00	80.00	2,500.00	400	Slip-on	C-2V
GTA02088	4460	PAR-36	Incandescent	Headlamp, HI Tractor/CIM Lo	12.80	40 / 40	6,600 / 5,000	320 / 320	Screw	C-6 / C-6
GTA02089	4515	PAR-36	Incandescent	Stage Lighting, SP Lens	6.40	30.00	55,000.00	100	Screw	C-6
GTA02090	H4515	PAR-36	Halogen	Stage Lighting, SP Lens	6.40	30.00	65,000.00	100	Screw	C-6
GTA02091	4405	PAR-36	Incandescent	Stage Lighting, SP Lens	12.80	30.00	50,000.00	100	Screw	C-6
GTA02092	H25PAR36	PAR-36	Halogen	Stage Lighting, SP Lens	12.80	25.00	18,000.00	2,000	Screw	C-6
GTA02093	H25PAR36	PAR-36	Halogen	Stage Lighting, NSP Lens	12.80	25.00	8,000.00	2,000	Screw	C-6
GTA02094	H25PAR36	PAR-36	Halogen	Stage Lighting, WFL Lens	12.80	25.00	6,000.00	2,000	Screw	C-6
GTA02095	H50PAR36	PAR-36	Halogen	Stage Lighting, SP Lens	12.80	50.00	25,000.00	2,000	Screw	C-6
GTA02096	H50PAR36	PAR-36	Halogen	Stage Lighting, NSP Lens	12.80	50.00	13,000.00	2,000	Screw	C-6
GTA02097	H50PAR36	PAR-36	Halogen	Stage Lighting, WFL Lens	12.80	50.00	9,200.00	2,000	Screw	C-6
GTA02098	FBE	PAR-36	Halogen	Stage Lighting, NSP Lens	230.00	650.00	33,000.00	100	Screw	CC-6

PAR36

Reference	Item	Lamp Type	Halogen / Incandescent	Primary Application	Design Volts	Design Watts or Amps	Center Beam Intensity	Lift Hours	Base	Filament Designation
GTA02099	DWE	PAR-36	Halogen	Stage Lighting, WFL Lens	120.00	650.00	24,000.00	100	Screw	CC-6
GTA02100	FBO	PAR-36	Halogen	Stage Lighting, NSP Lens	120.00	650.00	38,000.00	100	Screw	CC-6
GTA02101	Q4626	PAR-36	Halogen	Aircraft Taxiing	28.00	150.00	30,000.00	700	Screw	CC-6
GTA02102	Q5596	PAR-36	Halogen	Aircraft Landing	28.00	250.00	150,000.00	250	Screw	CC-8
GTA02105	4609A	PAR-36	Incandescent	Emergency Warning	4.70	1.85	400.00	1,000	Multi-Purpose	C-2R
GTA02106	4612	PAR-36	Incandescent	Emergency, Bicycle	4.70	2.35	150.00	100	Screw	C-2R
GTA02107	4601	PAR-36	Incandescent	Tail, Tractor	6.20	30.00	2,000.00	300	Screw	C-6
GTA02108	4516B	PAR-36	Incandescent	Spot, Automotive, Blue	6.20	30.00	15,000.00	300	Screw	C-6
GTA02109	4516R	PAR-36	Incandescent	Spot, Automotive, Red	6.20	30.00	15,000.00	300	Screw	C-6
GTA02110	4015	PAR-36	Incandescent	Fog, Automotive	6.20	35.00	8,500.00	80	Screw	C-6
GTA02111	4015A	PAR-36	Incandescent	Fog, Automotive, Amber	6.20	35.00	7,000.00	80	Screw	C-6
GTA02112	4014A	PAR-36	Incandescent	Signal, Amber	6.40	18.00	450.00	70	Screw	C-6
GTA02113	4014R	PAR-36	Incandescent	Signal, Red	6.40	18.00	275.00	70	Screw	C-6
GTA02114	4510R	PAR-36	Incandescent	Signal, Red	6.40	25.00	300.00	100	Screw	C-6
GTA02115	4057	PAR-36	Incandescent	Headlamp, Motorcycle	6.40	25/25	10000/7000	100/100	3 Lugs	C-6/C-6
GTA02116	4056	PAR-36	Incandescent	Headlamp, Motorcycle	6.40	30 / 30	12000/10000	100/100	3 Lugs	C-6/C-6
GTA02117	4414A	PAR-36	Incandescent	Signal, Amber	12.80	18.00	450.00	100	Screw	C-6
GTA02118	4414Y	PAR-36	Incandescent	Signal, Yellow	12.80	18.00	1,000.00	100	Screw	C-6
GTA02119	4414-1	PAR-36	Incandescent	Signal	12.80	18.00	1,400.00	100	Multi-Purpose	C-6
GTA02120	4444	PAR-36	Incandescent	Snow mobile	12.80	18.00	4,500.00	100	Screw	C-6
GTA02121	4443	PAR-36	Incandescent	Spot, Military	12.80	18.00	10,000.00	700	Screw	C-6
GTA02122	4568	PAR-36	Incandescent	Headlamp, Snow mobile	12.80	25.00	6,800.00	100	Multi-Purpose	C-6
GTA02123	4416B	PAR-36	Incandescent	Signal, Automotive, Blue	12.80	30.00	3,000.00	100	Screw	C-6
GTA02124	4456	PAR-36	Incandescent	Headlamp, Motorcycle	12.80	30/30	10000/5000	100/100	3 Lugs	C-6 / C-6
GTA02125	4449	PAR-36	Incandescent	Passing	12.80	30.00	15,000.00	300	Screw	C-6
GTA02126	4424	PAR-36	Incandescent	Flood, Tractor	12.80	35.00	325.00	300	Screw	C-6
GTA02127	4406-1	PAR-36	Incandescent	Tractor	12.80	35.00	600.00	300	Multi-Purpose	C-6
GTA02128	4409	PAR-36	Incandescent	Flood, Tractor	12.80	35.00	600.00	300	Screw	C-6
GTA02129	4409X	PAR-36	Incandescent	Tractor, Red Reflector, For Use In A Special housing, Containing A32 Candlepower Bulb(1156) For Tail Lamp Application	12.80	35.00	600.00	300	Screw	C-6
GTA02130	4411R	PAR-36	Incandescent	CIM, Red	12.80	35.00	2,500.00	300	Screw	C-6
GTA02131	4603	PAR-36	Incandescent	Tail, Tractor	12.80	35.00	2,800.00	300	Screw	C-6
GTA02132	4603X	PAR-36	Incandescent	Tractor, Red Reflector, For Use In A Special housing, Containing A32 Candlepower Bulb(1141) For Tail Lamp Application	12.80	35.00	2,800.00	300	Screw	C-6
GTA02133	4445	PAR-36	Incandescent	Headlamp, Snow mobile	12.80	35/35	2800/2800	300/300	3 Lugs	C-6 / C-6
GTA02134	4415-1	PAR-36	Incandescent	Fog, Automotive	12.80	35.00	9,000.00	100	Multi-Purpose	C-6
GTA02135	7400R	PAR-36	Incandescent	Signal, Rotating Beacon, Red	12.80	35.00	23,000.00	300	Multi-Purpose	C-6
GTA02136	4440	PAR-36	Incandescent	Headlamp, Tractor	12.80	35/35	31000/5000	320/320	3 Lugs	C-6 / C-6
GTA02137	4457	PAR-36	Incandescent	Headlamp, Tractor	12.80	40/40	6000/5000	320/320	Screw	C-6 / C-6
GTA02138	4425R	PAR-36	Incandescent	Stop, Tail, CIM, Red	12.80	50/18	500/100	200/200	Screw	C-6 / C-6
GTA02139	4464R	PAR-36	Incandescent	Spot, Red	12.80	60.00	6,300.00	300	Screw	C-6R
GTA02140	4690	PAR-36	Incandescent	Headlamp, Tractor	12.80	60 / 60	6300/5500	200/200	Screw	C-6 / C-6
GTA02141	4454	PAR-36	Incandescent	Headlamp, Snow mobile	12.80	60 / 60	10000/8000	200/200	Screw	C-2R/C-6
GTA02142	4464	PAR-36	Incandescent	Spot	12.80	60.00	50,000.00	600	Screw	C-6R
GTA02143	4675	PAR-36	Incandescent	Special Service	13.00	75.00	15,000.00	300	Screw	C-6
GTA02144	4400	PAR-36	Incandescent	Flood, Spot	13.00	100 / 100	72000/30000	25/25	Screw	C-6 / C-6
GTA02145	4503	PAR-36	Incandescent	Headlamp, Military	14.00	40.00	40,000.00	400	Screw	C-6
GTA02146	4455R	PAR-36	Incandescent	Stop, Tail, CIM, Red	28.00	50.00	950.00	400	2 Eyelet	CC-6
GTA02147	4455A	PAR-36	Incandescent	Military, Amber	28.00	50.00	1,500.00	400	2 Eyelet	CC-6
GTA02148	4750	PAR-36	Incandescent	Headlamp, CIM	28.00	30.00	5,000.00	800	Screw	2C-6
GTA02149	652	PAR-36	Incandescent	Tail, Train	37.50	35.00	2,000.00	1,000	2 Mogul End Prongs	CC-6
GTA02150	4840	PAR-36	Incandescent	Work Light, Electric Truck	48.00	80.00	2,500.00	100	Slip-on	C-2V
GTA02151	Q4596	PAR-36	Halogen	Aircraft Landing	28.00	250.00	150,000.00	250	Screw	CC-8



PAR46

Reference	Item	Lamp Type	Halogen / Incandescent	Primary Application	Design Volts	Design Watts or Amps	Center Beam Intensity	Lift Hours	Base	Filament Designation
GTA03001	4019	PAR-46	Incandescent	Tractor	6.20	30.00	1,200.00	1 300.00	Screw	C-6
GTA03002	4013	PAR-46	Incandescent	Tractor, Flood	6.40	25.00	800.00	300.00	Screw	C-6
GTA03003	4535	PAR-46	Incandescent	Spot Lamp	6.40	30.00	95,000.00	100.00	Screw	C-6
GTA03004	4531	PAR-46	Incandescent	Auto Headlamp,Military	12.50	40.00	30,000.00	400.00	Screw	C-6
GTA03005	4435	PAR-46	Incandescent	Spotlamp	12.80	30.00	75,000.00	100.00	Screw	C-6
GTA03006	4412	PAR-46	Incandescent	Fog Lamp	12.80	35.00	11,000.00	300.00	Screw	C-6
GTA03007	4412A	PAR-46	Incandescent	Fog Lamp, Yellow	12.80	35.00	8,800.00	300.00	Screw	C-6
GTA03008	4413	PAR-46	Incandescent	Tractor,Flood	12.80	35.00	1,100.00	300.00	Screw	C-6
GTA03009	4419	PAR-46	Incandescent	Tractor	12.80	35.00	1,600.00	300.00	Screw	C-6
GTA03010	4436	PAR-46	Incandescent	Signal	12.80	35.00	60,000.00	300.00	Screw	C-6
GTA03011	H5006	PAR-46	Halogen	Auto headlamp,Low Beam,Type 2C1	12.80	35 / 35	SAE	200 / 320	3 Lugs	C-6 / C-6
GTA03012	4000	PAR-46	Incandescent	Auto headlamp,Low Beam,Type 2C1	12.80	37.5 / 60	SAE	200 / 320	3 Lugs	C-6 / C-6
GTA03013	4001	PAR-46	Incandescent	Auto headlamp,High Beam,Type 2C1	12.80	37.50	SAE	300.00	2 Lugs	C-6
GTA03014	4040	PAR-46	Incandescent	Track headlamp,Low Beam,Heavy Duty Type 2C1	12.80	37.5 / 60	SAE	300 / 500	3 Lugs	C-6 / C-6
GTA03015	H7612	PAR-46	Halogen	Fog Lamp, Halogen	12.80	37.50	15,000.00	450.00	Screw	C-6
GTA03016	4434A	PAR-46	Incandescent	School Bus Signal, Amber Lens	12.80	40.00	1,000.00	100.00	Screw	C-6
GTA03017	5001	PAR-46	Incandescent	Auto headlamp,High Beam,Type 2C1	12.80	50.00	SAE	300.00	Screw	C-6
GTA03018	H5001	PAR-46	Halogen	Auto headlamp,High Beam,Type 2C1	12.80	50.00	SAE	200.00	Screw	C-6
GTA03019	H7609	PAR-46	Halogen	Halogen Tractor Flood	12.80	50.00	2,200.00	400.00	Screw	C-6
GTA03020	H7619	PAR-46	Halogen	Halogen Tractor	12.80	50.00	6,000.00	400.00	Screw	C-6
GTA03021	H7621-1	PAR-46	Halogen	Halogen Auto/Truck Special Service	12.80	50.00	20,000.00	200.00	Slip-on	C-6
GTA03022	H7635	PAR-46	Halogen	Halogen Spot Lamp	12.80	50.00	160,000.00	100.00	Screw	C-6
GTA03023	H7635X	PAR-46	Halogen	Halogen Spot Lamp	12.80	50.00	160,000.00	100.00	Screw	C-6
GTA03024	4478	PAR-46	Incandescent	C.I.M Flood	13.00	60.00	1,600.00	800.00	2 Lugs	2C-6
GTA03025	4421	PAR-46	Incandescent	Auto/Truck, Special Service	13.00	100.00	23,000.00	300.00	Multi-Purpose	C-6
GTA03026	4537	PAR-46	Incandescent	Aircraft Langing	13.00	100.00	200,000.00	25.00	Screw	C-6
GTA03027	4537-2	PAR-46	Incandescent	Spot Lamp	13.00	100.00	200,000.00	25.00	Screw	C-6
GTA03028	4537X	PAR-46	Incandescent	Marine Spot Lamp	13.00	100.00	200,000.00	25.00	Screw	C-6
GTA03029	4522	PAR-46	Incandescent	Aircraft Langing	13.00	250.00	290,000.00	25.00	Screw	C-2
GTA03030	4636	PAR-46	Incandescent	Signal	14.00	80.00	90,000.00	200.00	Multi-Purpose	2C-6
GTA03031	4636-3	PAR-46	Incandescent	Signal	14.00	80.00	90,000.00	200.00	Multi-Purpose	2C-6
GTA03032	4635	PAR-46	Incandescent	Aircraft Langing	16.50	450.00	325,000.00	25.00	Screw	C-8
GTA03033	4530	PAR-46	Incandescent	Signal Flashing	26.00	5.3A	100,000.00	50.00	Screw	4CC-8
GTA03034	4578	PAR-46	Incandescent	C.I.M Flood	28.00	60.00	1,600.00	800.00	2 Lugs	2C-6
GTA03035	4880	PAR-46	Incandescent	C.I.M HeadLamp	28.00	60.00	6,000.00	800.00	2 Lugs	2C-6
GTA03036	4579	PAR-46	Incandescent	C.I.M HeadLamp	28.00	80 / 60	24000 / 11000	400 / 400	3 Lugs	CC-6 / CC-6
GTA03037	4570	PAR-46	Incandescent	Aircraft Langing	28.00	150.00	32,000.00	300.00	Screw	CC-6
GTA03038	4571	PAR-46	Incandescent	Flood, Special Service	28.00	150.00	7,000.00	300.00	Screw	CC-6
GTA03039	4572	PAR-46	Incandescent	Auto Flood, Military	28.00	150.00	4,500.00	300.00	Screw	CC-6
GTA03040	4532	PAR-46	Incandescent	Aircraft	28.00	250 / 150	75000 / 14000	100 / 100	Screw	CC-8 / C-2V
GTA03041	4551	PAR-46	Incandescent	Aircraft Taxiing	28.00	250.00	75,000.00	25.00	Screw	CC-6
GTA03042	4553	PAR-46	Incandescent	Aircraft Langing	28.00	250.00	300,000.00	25.00	Screw	CC-8
GTA03043	4554	PAR-46	Incandescent	Aircraft Taxiing	28.00	450.00	90,000.00	25.00	Screw	CC-8

PAR46

Reference	Item	Lamp Type	Halogen / Incandescent	Primary Application	Design Volts	Design Watts or Amps	Center Beam Intensity	Lift Hours	Base	Filament Designation
GTA03044	4580	PAR-46	Incandescent	Aircraft Langing	28.00	450.00	400,000.00	10.00	Screw	CC-8
GTA03045	4581	PAR-46	Incandescent	Aircraft Langing	28.00	450.00	400,000.00	10.00	Screw	CC-8
GTA03046	4582	PAR-46	Incandescent	Aircraft/Helicopter Flood	28.00	450.00	2,000.00	10.00	Screw	CC-8
GTA03047	4401	PAR-46	Incandescent	Auto headlamp,Low Beam,Type 1C1	28.00	40.00	23,000.00	300.00	2 Lugs	CC-6
GTA03048	4402	PAR-46	Incandescent	Auto headlamp,Low Beam,Type 2C1	28.00	40 / 60	10000 / 21000	200 / 320	3 Lugs	CC-6 / CC-6
GTA03049	4017	PAR-46	Incandescent	Flood,Spot,Lantern	5.50	11.5 / 3.8	16000 / 3000	50 / 100	3 Lugs	C-6 / C-2R
GTA03050	4020	PAR-46	Incandescent	Motorcycle Headlamp	6.40	30 / 30	25000 / 15000	100 / 100	3 Lugs	C-6 / C-6
GTA03051	4078	PAR-46	Incandescent	C.I.M Flood	6.40	50.00	1,500.00	300.00	2 Lugs	C-6
GTA03052	4049	PAR-46	Incandescent	Spot Lamp	13.00	150.00	300,000.00	15.00	Multi-Purpose	C-6
GTA03053	4459	PAR-46	Incandescent	Tractor	12.80	40 / 40	1400 / 1300	320 / 320	Multi-Purpose	C-6 / C-6
GTA03054	4431	PAR-46	Incandescent	Headlamp,Military	12.80	45 / 35	30000 / 16000	160 / 270	3 Lugs	C-6 / C-6
GTA03055	4007	PAR-46	Incandescent	Flood Spot Lamp	13.00	100 / 100	50000 / 50000	25 / 25	Multi-Purpose	C-6 / C-6
GTA03056	H4578	PAR-46	Halogen	C.I.M Flood	28.00	60.00	1,800.00	800.00	2 Lugs	2C-6
GTA03057	H4813	PAR-46	Halogen	C.I.M HeadLamp	28.00	90.00	12,000.00	800.00	2 Lugs	2C-6
GTA03058	H4880	PAR-46	Halogen	C.I.M HeadLamp	28.00	60.00	7,000.00	800.00	2 Lugs	2C-6
GTA03059	Q4554	PAR-46	Halogen	Aircraft Taxiing	28.00	450.00	90,000.00	100.00	Screw	CC-6
GTA03060	Q4566	PAR-46	Halogen	Aircraft Taxiing	28.00	450.00	15,000.00	1,000.00	Screw	CC-6
GTA03070	COOL RAY	PAR-46	Incandescent	Stage Lighting, VNSP Lens	24.00	40.00	20,000.00	2,000.00	2 LUGS	CC-6
GTA03071	200PAR46	PAR-46	Incandescent	Stage Lighting, VNSP Lens	230.00	200.00	48,000.00	1,000.00	G x 16D	CC-13
GTA03072	200PAR46	PAR-46	Incandescent	Stage Lighting, VNSP Lens	230.00	200.00	48,000.00	1,000.00	Multi-Purpose	CC-13
GTA03073	200PAR46	PAR-46	Incandescent	Stage Lighting, MFL Lens	120.00	200.00	11,500.00	2,000.00	G x 16D	CC-13
GTA03074	200PAR46	PAR-46	Incandescent	Stage Lighting, NSP Lens	120.00	200.00	25,000.00	2,000.00	G x 16D	CC-13
GTA03075	200PAR46	PAR-46	Incandescent	Stage Lighting, MFL Lens	120.00	200.00	11,500.00	2,000.00	SIDE PRONE	CC-13
GTA03076	200PAR46	PAR-46	Incandescent	Stage Lighting, NSP Lens	120.00	200.00	11,500.00	2,000.00	SIDE PRONE	CC-6
GTA03077	Q4597	PAR-46	Halogen	Aircraft Flood	28.00	450.00	16,000.00	1,000.00	Screw	CC-6
GTA03078	Q4681	PAR-46	Halogen	Aircraft Landing	28.00	450.00	310,000.00	50.00	Screw	CC-6
GTA03079	Q5554	PAR-46	Halogen	Aircraft Taxiing	28.00	450.00	60,000.00	1,000.00	Screw	CC-6
GTA03080	Q5551	PAR-46	Halogen	Aircraft Taxiing	28.00	250.00	60,000.00	100.00	Screw	CC-6
GTA03083	4608A	PAR-46	Incandescent	Emergency Warning	12.80	18.85	1,000.00	1,000.00	Multi-Purpose	C-2R
GTA03084	4606	PAR-46	Incandescent	Emergency	5.70	20.00	800.00	150.00	Screw	C-6
GTA03085	4048	PAR-46	Incandescent	Flood, Spot, Lantern	6.00	18 / 8.6	38000/1800	50/100	3 Lugs	C-6/C-2R
GTA03086	4524	PAR-46	Incandescent	Spot	6.00	28.50	80,000.00	50.00	Screw	C-6
GTA03087	4010	PAR-46	Incandescent	Driving, Automotive	6.20	30.00	27,000.00	80.00	Screw	C-6
GTA03088	4012A	PAR-46	Incandescent	Fog, Automotive, Amber	6.20	35.00	8,800.00	80.00	Screw	C-6
GTA03089	4012	PAR-46	Incandescent	Fog, Automotive	6.20	35.00	11,000.00	80.00	Screw	C-6
GTA03090	4535R	PAR-46	Incandescent	Signal, Spot, Red	12.80	30.00	10,000.00	35.00	Screw	C-6
GTA03091	4031	PAR-46	Incandescent	Headlamp,Military	6.40	45 / 35	30000/16000	120/180	3 Lugs	C-6/C-6
GTA03092	4080	PAR-46	Incandescent	Headlamp, CIM	6.40	50.00	80,000.00	500.00	2 Lugs	C-6
GTA03093	4034A	PAR-46	Incandescent	Signal, Amber	6.40	50.00	1,200.00	45.00	Screw	C-6
GTA03094	4037	PAR-46	Incandescent	Fog, Automotive	12.80	18.00	N.A	300.00	Multi-Purpose	C-6
GTA03095	4439	PAR-46	Incandescent	Flood	12.80	18.00	2,500.00	300.00	2 Lugs	C-6
GTA03096	4435R	PAR-46	Incandescent	Spot, Red	12.80	30.00	6,000.00	300.00	Screw	C-6
GTA03097	4420	PAR-46	Incandescent	Headlamp, Motorcycle	12.80	30 / 30	25000/15000	300/100	3 Lugs	C-6/C-6
GTA03098	4435B	PAR-46	Incandescent	Spot, Blue	12.80	30.00	35,000.00	100.00	Screw	C-6
GTA03099	4413R	PAR-46	Incandescent	Signal, Red	12.80	35.00	200.00	300.00	Screw	C-6
GTA03100	4413A	PAR-46	Incandescent	Signal, Tractor, Amber	12.80	35.00	800.00	300.00	Screw	C-6
GTA03101	4427	PAR-46	Incandescent	Tail, Tractor	12.80	35.00	1,000.00	300.00	Screw	C-6
GTA03102	4610	PAR-46	Incandescent	Tail, Tractor	12.80	35.00	1,600.00	300.00	Screw	C-6
GTA03103	4000R	PAR-46	Incandescent	Headlamp, Red	12.80	37.5 / 60	1250/2700	200/300	3 Lugs	C-6/C-6
GTA03104	4002R	PAR-46	Incandescent	Headlamp, Red	12.80	37.5 / 50	1300/2000	200/320	3 Lugs	C-6/C-6
GTA03105	4001R	PAR-46	Incandescent	Headlamp, Red	12.80	37.50	2,000.00	400.00	2 Lugs	C-6
GTA03106	4001B	PAR-46	Incandescent	Headlamp, Blue	12.80	37.50	2,600.00	200.00	2 Lugs	C-6
GTA03107	4000A	PAR-46	Incandescent	Headlamp, Amber	12.80	37.5 / 60	3500/7500	400/300	3 Lugs	C-6/C-6
GTA03108	4002A	PAR-46	Incandescent	Headlamp, Amber	12.80	50/50	8000/14000	200/320	3 Lugs	C-6/C-6

PAR46

Reference	Item	Lamp Type	Halogen / Incandescent	Primary Application	Design Volts	Design Watts or Amps	Center Beam Intensity	Lift Hours	Base	Filament Designation
GTA03109	4002	PAR-46	Incandescent	Headlamp, Automotive	12.80	37.5 / 50	11000/19000	200/320	3 Lugs	C-6/C-6
GTA03110	4001A	PAR-46	Incandescent	Headlamp, Amber	12.80	37.50	21,000.00	200.00	2 Lugs	C-6
GTA03111	4467	PAR-46	Incandescent	Headlamp, Motorcycle	12.80	50 / 35	27000/12500	350/320	3 Lugs	C-6/C-6
GTA03112	H4467	PAR-46	Halogen	Headlamp, Motorcycle, Halogen	12.80	50 / 50	27000/12500	350/320	3 Lugs	C-6/C-6
GTA03113	4492	PAR-46	Incandescent	Headlamp, Snowmobile	12.80	60 / 60	21000/19000	300/300	3 Lugs	C-6/C-6
GTA03114	4633R	PAR-46	Incandescent	Signal, School Bus, Red	12.80	75.00	700.00	70.00	Multi-Purpose	2C-6
GTA03115	4633A	PAR-46	Incandescent	Signal, School Bus, Amber	12.80	75.00	1,200.00	70.00	Multi-Purpose	2C-6
GTA03116	4633	PAR-46	Incandescent	Signal, School Bus	12.80	75.00	6,000.00	70.00	Multi-Purpose	2C-6
GTA03117	4480	PAR-46	Incandescent	Headlamp, CIM	13.00	60.00	6,000.00	800.00	2 Lugs	2C-6
GTA03118	4490A	PAR-46	Incandescent	Fog, Amber	28.00	50.00	9,000.00	400.00	Screw	CC-6
GTA03119	4579R	PAR-46	Incandescent	CIM, Red	28.00	60 / 60	3600/1600	400/400	3 Lugs	CC-6/CC-6
GTA03120	4813	PAR-46	Incandescent	Headlamp, CIM	28.00	90.00	10,000.00	800.00	2 Lugs	2C-6
GTA03121	4814	PAR-46	Incandescent	Hi-Speed Driving, CIM	28.00	90.00	27,000.00	800.00	2 Lugs	2C-6
GTA03122	H4814	PAR-46	Halogen	Hi-Speed Driving, CIM, Halogen	28.00	90.00	33,000.00	800.00	2 Lugs	2C-6



142X200mm

Reference	Item	Lamp Type	Halogen / Incandescent	Primary Application	Design Volts	Design Watts or Amps	Center Beam Intensity	Lift Hours	Base	Filament Designation
GTA11001	6052	Rec.142mm X 200mm	Incandescent	Headlamp, Automotive, Type 2B1, High/Low Beam	12.80	65 / 55	35000 / 20000	150 / 320	3 Lugs	C-6 / C-6
GTA11002	6002	Rec.142mm X 200mm	Incandescent	Headlamp, Automotive, Type 2B1, High/Low Beam	28.00	85 / 65	35000 / 20000	300 / 500	3 Lugs	CC-6 / CC-6
GTA11003	H6054	Rec.142mm X 200mm	Halogen	Headlamp, Automotive, Type 2B1, Halogen High/Low Beam	12.80	65 / 35	35000 / 20000	150 / 320	3 Lugs	C-6 / C-6
GTA11004	H6060	Rec.142mm X 200mm	Halogen	Headlamp, Automotive, Halogen	12.80	65 / 50	35000 / 20000	500 / 2000	3 Lugs	C-6 / C-6
GTA11005	H6059	Rec.142mm X 200mm	Halogen	Headlamp, Automotive, Type 2B1, Halogen High/Low Beam	12.80	65 / 55	45000 / 32000	900 / 1500	3 Lugs	C-6 / C-6



PAR56

Reference	Item	Lamp Type	Halogen / Incandescent	Primary Application	Design Volts	Design Watts or Amps	Center Beam Intensity	Lift Hours	Base	Filament Designation
GTA04001	6006	PAR-56	Incandescent	Auto HeadLamp	12.80	50 / 40	26000 / 20000	300 / 500	3 Lugs	C-6 / C-6
GTA04002	4545	PAR-56	Incandescent	Marine Searching light	12.00	100.00	225,000.00	100.00	Screw	C-6
GTA04003	6015	PAR-56	Incandescent	Auto/Truck,Headlamp,Heavy Duty,Type 2D1	12.80	50 / 50	26000 / 20000	300 / 500	3 Lugs	C-6 / C-6
GTA04004	6014	PAR-56	Incandescent	Auto Headlamp,Type 2D1	12.80	60 / 50	31000 / 22000	150 / 300	3 Lugs	C-6 / C-6
GTA04005	H6024	PAR-56	Halogen	Auto/Truck,Headlamp,Type 2D1	12.80	65 / 35	35000 / 27000	150 / 320	3 Lugs	C-6 / C-6
GTA04006	6045	PAR-56	Incandescent	Signal	26.00	170.00	23,000.00	100.00	Screw	CC-6
GTA04007	4800	PAR-56	Incandescent	Auto Headlamp,Military	28.00	50 / 40	19000 / 11000	400 / 400	3 Lugs	CC-6 / CC-6
GTA04008	4541	PAR-56	Incandescent	Aircraft Landing	28.00	450.00	470,000.00	25.00	Screw	C-13
GTA04009	7010	PAR-56	Incandescent	HeadLamp, Two System	12.80	75 / 50	43000 / 18000	200 / 320	3 Lugs	C-6 / C-6
GTA04010	7019	PAR-56	Incandescent	HeadLamp, Two System, With Parking	12.80	75 / 50	43000 / 18000	200 / 320	3 Lugs	C-6 / C-6
GTA04011	6024	PAR-56	Incandescent	Auto Headlamp,Type 2D1	28.00	75 / 55	35000 / 18000	300 / 500	3 Lugs	CC-6 / CC-6
GTA04012	4863	PAR-56	Incandescent	HeadLamp Military	28.00	80 / 60	24000 / 11000	400/400	W.P	CC-6 / CC-6
GTA04017	4545	PAR-56	Incandescent	Stage Lighting, VN5P Lens	12.00	100.00	225,000.00	100.00	Screw	C-6
GTA04018	200PAR56	PAR-56	Incandescent	Stage Lighting, VN5P Lens	30.00	200.00	270,000.00	500.00	Screw	CC-8
GTA04019	300PAR56	PAR-56	Incandescent	Stage Lighting, WFL Lens	12.00	300.00	8,000.00	1,000.00	Screw	C-6
GTA04020	300PAR56	PAR-56	Incandescent	Stage Lighting, VN5P Lens	230.00	300.00	80,000.00	2,000.00	G × 16D	CC-13
GTA04021	300PAR56	PAR-56	Incandescent	Stage Lighting, NSP Lens	230.00	300.00	70,000.00	2,000.00	G × 16D	CC-13
GTA04022	300PAR56	PAR-56	Incandescent	Stage Lighting, MFL Lens	230.00	300.00	30,000.00	2,000.00	G × 16D	CC-13
GTA04023	300PAR56	PAR-56	Incandescent	Stage Lighting, WFL Lens	230.00	300.00	10,000.00	2,000.00	G × 16D	CC-13
GTA04024	Q500PAR56	PAR-56	Halogen	Stage Lighting, NSP Lens	230.00	500.00	90,000.00	300.00	G × 16D	CC-6
GTA04025	Q500PAR56	PAR-56	Halogen	Stage Lighting, MFL Lens	230.00	500.00	41,000.00	300.00	G × 16D	CC-6
GTA04026	Q500PAR56	PAR-56	Halogen	Stage Lighting, WFL Lens	230.00	500.00	17,000.00	300.00	G × 16D	CC-6
GTA04027	300PAR56	PAR-56	Incandescent	Stage Lighting, NSP Lens	120.00	300.00	65,000.00	2,000.00	G × 16D	CC-13
GTA04028	300PAR56	PAR-56	Incandescent	Stage Lighting, MFL Lens	120.00	300.00	23,000.00	2,000.00	G × 16D	CC-13
GTA04029	300PAR56	PAR-56	Incandescent	Stage Lighting, WFL Lens	120.00	300.00	10,000.00	2,000.00	G × 16D	CC-13
GTA04030	Q500PAR56	PAR-56	Halogen	Stage Lighting, NSP Lens	120.00	500.00	96,000.00	3,000.00	G × 16D	CC-6
GTA04031	Q500PAR56	PAR-56	Halogen	Stage Lighting, MFL Lens	120.00	500.00	43,000.00	3,000.00	G × 16D	CC-6
GTA04032	Q500PAR56	PAR-56	Halogen	Stage Lighting, WFL Lens	120.00	500.00	19,000.00	3,000.00	G × 16D	CC-6
GTA04033	4310	PAR-56	Incandescent	Swimming Pool	12.80	150.00	6,000.00	125.00	Screw	C-6
GTA04034	4319	PAR-56	Incandescent	Swimming Pool	12.80	300.00	12,000.00	125.00	Screw	2C-6
GTA04035	4543	PAR-56	Incandescent	Spot, Marine	12.50	100.00	250,000.00	50.00	Screw	C-6
GTA04036	6012	PAR-56	Incandescent	Headlamp, Automotive	12.80	50 / 40	27000/20000	200/320	3 Lugs	C-6 / C-6
GTA04037	6013	PAR-56	Incandescent	Headlamp, Automotive	12.80	50 / 40	27000/20000	200/320	3 Lugs	C-6 / C-6
GTA04038	4458	PAR-56	Incandescent	Headlamp, Motorcycle	12.80	60 / 50	32000/25000	200/320	3 Lugs	C-6 / C-6
GTA04039	6016	PAR-56	Incandescent	Headlamp, Automotive, Heavy Duty, Tye 2D1, High/Low Beam	12.80	60 / 50	32000/25000	200/320	3 Lugs	C-6 / C-6
GTA04040	4305	PAR-56	Incandescent	Swimming Pool	13.00	100.00	5,000.00	125.00	Screw	C-6
GTA04041	4803	PAR-56	Incandescent	Headlamp, Military	28.00	50 / 40	19000/11000	400/400	3 Lugs	CC-6 / CC-6
GTA04042	4863A	PAR-56	Incandescent	Signal, Military, Amber	28.00	60 / 60	N.A/N.A	400/400	W.P	CC-6 / CC-6
GTA04043	4860A	PAR-56	Incandescent	Headlamp, Military, Amber	28.00	60 / 60	18000/9000	400/400	W.P	CC-6 / CC-6
GTA04044	4860	PAR-56	Incandescent	Headlamp, Military	28.00	60 / 60	24000/12000	400/400	W.P	CC-6 / CC-6
GTA04045	651	PAR-56	Incandescent	Headlamp, Train	37.50	110.00	14,000.00	1,000.00	2 Lug	CC-6
GTA04046	4801	PAR-56	Incandescent	HeadLamp Military	28.00	80 / 60	24000 / 11000	400 / 400	W.P	CC-6 / CC-6



PAR64

Reference	Item	Lamp Type	Halogen / Incandescent	Primary Application	Design Volts	Design Watts or Amps	Center Beam Intensity	Lift Hours	Base	Filament Designation
GTA05001	4552	PAR-64	Incandescent	Stage Lighting, VNSP Lens	28.00	250.00	500000	25	Screw	CC-8
GTA05002	4559	PAR-64	Incandescent	Stage Lighting, VNSP Lens	28.00	600.00	600000	25	Screw	CC-8
GTA05003	Q500PAR64	PAR-64	Halogen	Stage Lighting, VNSP Lens	58.00	500.00	500000	50	Screw	CC-8
GTA05004	Q500PAR64	PAR-64	Halogen	Stage Lighting, VNSP Lens	230.00	500.00	240000	300	G × 16D	CC-6
GTA05005	Q500PAR64	PAR-64	Halogen	Stage Lighting, NSP Lens	230.00	500.00	140000	300	G × 16D	CC-6
GTA05006	Q500PAR64	PAR-64	Halogen	Stage Lighting, MFL Lens	230.00	500.00	65000	300	G × 16D	CC-6
GTA05007	Q500PAR64	PAR-64	Halogen	Stage Lighting, WFL Lens	230.00	500.00	15000	300	G × 16D	CC-6
GTA05008	CP60	PAR-64	Halogen	Stage Lighting, VNSP Lens	230.00	1000.00	350000	300	G × 16D	C-13
GTA05009	CP61	PAR-64	Halogen	Stage Lighting, NSPLens	230.00	1000.00	220000	300	G × 16D	C-13
GTA05010	CP62	PAR-64	Halogen	Stage Lighting, MFL Lens	230.00	1000.00	100000	300	G × 16D	C-13
GTA05011	CP95	PAR-64	Halogen	Stage Lighting, WFL Lens	230.00	1000.00	18000	300	G × 16D	C-13
GTA05012	Q500PAR64	PAR-64	Halogen	Stage Lighting, NSPLens	120.00	500.00	110000	2000	G × 16D	CC-6
GTA05013	Q500PAR64	PAR-64	Halogen	Stage Lighting, MFL Lens	120.00	500.00	37000	2000	G × 16D	CC-6
GTA05014	Q500PAR64	PAR-64	Halogen	Stage Lighting, WFL Lens	120.00	500.00	13000	2000	G × 16D	CC-6
GTA05015	FFN	PAR-64	Halogen	Stage Lighting, VNSP Lens	120.00	1000.00	360000	800	G × 16D	CC-6
GTA05016	FFP	PAR-64	Halogen	Stage Lighting, NSPLens	120.00	1000.00	300000	800	G × 16D	CC-6
GTA05017	FFR	PAR-64	Halogen	Stage Lighting, MFL Lens	120.00	1000.00	110000	800	G × 16D	CC-6
GTA05018	FFS	PAR-64	Halogen	Stage Lighting, WFL Lens	120.00	1000.00	45000	800	G × 16D	CC-6
GTA05019	Q4559	PAR-64	Halogen	Aircraft Landing	28.00	600W	600,000	100	Screw	CC-6
GTA05020	Q4559X	PAR-64	Halogen	Aircraft Landing	28.00	600W	765,000	100	Screw	CC-6
GTA05021	Q4629	PAR-64	Halogen	Aircraft Logo Light	28.00	600W	20,000	1000	Screw	CC-6
GTA05022	Q5559	PAR-64	Halogen	Aircraft Landing	28.00	600W	650,000	200	Screw	CC-6
GTA05023	4557	PAR-64	Incandescent	Aircraft Landing/Taxiing	28.00	1000/400	540000/100000	25/100	3 Screw	CC-8/C-6
GTA05024	5557	PAR-64	Incandescent	Aircraft Landing/Taxiing	28.00	1000/400	540000/100000	50/100	3 Screw	CC-8/C-6
GTA05025	4555	PAR-64	Incandescent	Aircraft Landing	115.00	1000.00	600,000	25	Screw	C-13
GTA05026	4556	PAR-64	Incandescent	Aircraft Landing	28.00	1000.00	600,000	50	Screw	CC-6



PAR38

Reference	Item	Lamp Type	Halogen / Incandescent	Primary Application	Design Volts	Design Watts or Amps	Center Beam Intensity	Lift Hours	Base	Filament Designation
GTA06001	80PAR38/SP	PAR-38	Halogen	Stage Lighting, SP Lens	230.00	80.00	54,000.00	2,000.00	SIDE PRONE	CC-13
GTA06002	80PAR38/FL	PAR-38	Halogen	Stage Lighting, FL Lens	230.00	80.00	1,800.00	2,000.00	SIDE PRONE	CC-13
GTA06003	120PAR38/SP	PAR-38	Halogen	Stage Lighting, SP Lens	230.00	120.00	9,300.00	2,000.00	SIDE PRONE	CC-13
GTA06004	120PAR38/FL	PAR-38	Halogen	Stage Lighting, FL Lens	230.00	120.00	3,100.00	2,000.00	SIDE PRONE	CC-13
GTA06005	80PAR38/SP	PAR-38	Halogen	Stage Lighting, SP Lens	120.00	80.00	4,800.00	2,000.00	SIDE PRONE	CC-13
GTA06006	80PAR38/FL	PAR-38	Halogen	Stage Lighting, FL Lens	120.00	80.00	2,600.00	2,000.00	SIDE PRONE	CC-13
GTA06007	120PAR38/SP	PAR-38	Halogen	Stage Lighting, SP Lens	120.00	120.00	6,300.00	2,000.00	SIDE PRONE	CC-13
GTA06008	120PAR38/FL	PAR-38	Halogen	Stage Lighting, FL Lens	120.00	120.00	2,800.00	2,000.00	SIDE PRONE	CC-13
GTA06009	80PAR38/SP	PAR-38	Halogen	Stage Lighting, SP Lens	230.00	80.00	54,000.00	2,000.00	E27	CC-13
GTA06010	80PAR38/FL	PAR-38	Halogen	Stage Lighting, FL Lens	230.00	80.00	1,800.00	2,000.00	E27	CC-13
GTA06011	120PAR38/SP	PAR-38	Halogen	Stage Lighting, SP Lens	230.00	120.00	9,300.00	2,000.00	E27	CC-13
GTA06012	120PAR38/FL	PAR-38	Halogen	Stage Lighting, FL Lens	230.00	120.00	3,100.00	2,000.00	E27	CC-13
GTA06013	80PAR38/SP	PAR-38	Halogen	Stage Lighting, SP Lens	120.00	80.00	4,800.00	2,000.00	E26	CC-13
GTA06014	80PAR38/FL	PAR-38	Halogen	Stage Lighting, FL Lens	120.00	80.00	2,600.00	2,000.00	E26	CC-13
GTA06015	120PAR38/SP	PAR-38	Halogen	Stage Lighting, SP Lens	120.00	120.00	6,300.00	2,000.00	E26	CC-13
GTA06016	120PAR38/FL	PAR-38	Halogen	Stage Lighting, FL Lens	120.00	120.00	2,800.00	2,000.00	E26	CC-13



100X165mm

Reference	Item	Lamp Type	Halogen / Incandescent	Primary Application	Design Volts	Design Watts or Amps	Center Beam Intensity	Lift Hours	Base	Filament Designation
GTA09001	4651	Rec.100mm X 165mm	Incandescent	Auto Headlamp, Type 1A1 High Beam	12.80	50.00	32,000.00	200.00	2 Lugs	C-6
GTA09002	4652	Rec.100mm X 165mm	Incandescent	Auto Headlamp, Low Beam, Type 2A1	12.80	40 / 60	12000 / 22000	200 / 320	3 Lugs	C-6 / C-6
GTA09003	6000	Rec.100mm X 165mm	Incandescent	Auto Headlamp, Low Beam, Type 2A1	28.00	55.00	23,000.00	300.00	2 Lugs	CC-6
GTA09004	6001	Rec.100mm X 165mm	Incandescent	Auto Headlamp, Low Beam, Type 1A1	28.00	50 / 60	10000 / 20000	300 / 500	3 Lugs	CC-6 / CC-6
GTA09005	H4651	Rec.100mm X 165mm	Halogen	Auto Headlamp, High Beam, Type 1A1	12.80	50.00	55,000.00	200.00	2 Lugs	C-6
GTA09006	H4652	Rec.100mm X 165mm	Halogen	Auto Headlamp, Low Beam, Type 2A1	12.80	40 / 60	15000 / 25000	200 / 320	3 Lugs	C-6 / C-6
GTA09007	H4656	Rec.100mm X 165mm	Halogen	Auto Headlamp, Low Beam, Type 2A1	12.80	35 / 35	15000 / 25000	200 / 450	3 Lugs	C-6 / C-6
GTA09008	4912-1	Rec.100mm X 165mm	Incandescent	Fog Lamp	12.80	50.00	10,000.00	200.00	Slip-on	C-6
GTA09009	4921-1	Rec.100mm X 165mm	Incandescent	Fog Lamp	12.80	100.00	17,000.00	200.00	Multi-Purpose	C-6
GTA09010	H7921-1	Rec.100mm X 165mm	Halogen	Fog, Automotive	12.80	50.00	23,900.00	200.00	Slip-on	C-6
GTA09011	H7935-1	Rec.100mm X 165mm	Halogen	Spot Lamp, Automotive	12.80	50.00	175,000.00	100.00	Slip-on	C-6
GTA09023	H4651A	Rec.100mm X 165mm	Halogen	Auto Headlamp, High Beam, Type 1A1, Amber	12.80	50.00	-	400.00	2 Lugs	C-6
GTA09024	H4651B	Rec.100mm X 165mm	Halogen	Auto Headlamp, High Beam, Type 1A1, Blue	12.80	50.00	-	400.00	2 Lugs	C-6
GTA09025	H4651R	Rec.100mm X 165mm	Halogen	Auto Headlamp, High Beam, Type 1A1, Red	12.80	50.00	-	400.00	2 Lugs	C-6
GTA09026	4913-1	Rec.100mm X 165mm	Incandescent	Flood, Tractor	12.80	50.00	1,350.00	400.00	Slip-on	C-6
GTA09027	H4740	Rec.100mm X 165mm	Halogen	Auto Headlamp, High Beam, Type 1A1	12.80	50.00	25,000.00	500.00	2 Lugs	C-6

# HALOGEN SEALED BEAM H SERIES



H-5" Round / PAR-46 Bulb

Reference	Item	Lamp Type	Primary Application	Design Volts	Design Watts or Amps	Lift Hours	Base
GTD03001	144H	PAR46	Automotive Headlamp	12.0	130/100	300/300	3 Lugs
GTD03002	144H	PAR46	Automotive Headlamp, Super White	12.0	130/100	300/300	3 Lugs
GTD03003	144H	PAR46	Automotive Headlamp	24.0	150/120	300/300	3 Lugs
GTD03004	144H	PAR46	Automotive Headlamp, Super White	24.0	150/120	300/300	3 Lugs
GTD03008	5" Round	PAR46	Normal Lens, White Capsule	12.0	100/100	300/300	3 Lugs
GTD03009	5" Round	PAR46	Normal Lens, White Capsule	24.0	100/100	300/300	3 Lugs
GTD03010	5" Round	PAR46	Normal Lens, Blue Capsule	12.0	130/100	300/300	3 Lugs
GTD03011	5" Round	PAR46	Normal Lens, Blue Capsule	24.0	130/100	300/300	3 Lugs
GTD03012	5" Round	PAR46	Crystal Lens, White Capsule	12.0	100/100	300/300	3 Lugs
GTD03013	5" Round	PAR46	Crystal Lens, White Capsule	24.0	100/100	300/300	3 Lugs
GTD03014	5" Round	PAR46	Crystal Lens, Blue Capsule	12.0	130/100	300/300	3 Lugs
GTD03015	5" Round	PAR46	Crystal Lens, Blue Capsule	24.0	130/100	300/300	3 Lugs
GTD03016	H5001	PAR46	Headlamp, Automotive, Type 1C1, High Beam, Halogen	12.8	50	200	2 Lugs
GTD03017	H5006	PAR46	Headlamp, Automotive, Type 2C1, Low Beam, Halogen	12.8	35 / 35	200/320	3 Lugs
GTD03018	H4467	PAR46	Headlamp, Motorcycle, Halogen	12.8	50 / 35	350/320	3 Lugs



H-7" Round / PAR-56 Bulb

Reference	Item	Lamp Type	Primary Application	Design Volts	Design Watts or Amps	Lift Hours	Base
GTD04001	7" Round	PAR56	Normal Lens, White Capsule	12.0	100/100	300/300	3 Lugs
GTD04002	7" Round	PAR56	Normal Lens, White Capsule	24.0	100/100	300/300	3 Lugs
GTD04003	7" Round	PAR56	Normal Lens, Blue Capsule	12.0	130/100	300/300	3 Lugs
GTD04004	7" Round	PAR56	Normal Lens, Blue Capsule	24.0	130/100	300/300	3 Lugs
GTD04005	7" Round	PAR56	Crystal Lens, White Capsule	12.0	100/100	300/300	3 Lugs
GTD04006	7" Round	PAR56	Crystal Lens, White Capsule	24.0	100/100	300/300	3 Lugs
GTD04007	7" Round	PAR56	Crystal Lens, Blue Capsule	12.0	130/100	300/300	3 Lugs
GTD04008	7" Round	PAR56	Crystal Lens, Blue Capsule	24.0	130/100	300/300	3 Lugs
GTD04009	H6024	PAR56	Headlamp, Automotive, Type 2D1, High/Low Beam, Halogen	12.8	60 / 35	150/320	3 Lugs
GTD04010	H6024BL	PAR56	Headlamp, Automotive, Type 2D1, High/Low Beam, Halogen, Bright Lite	12.8	65 / 55	150/450	3 Lugs
GTD04011	H6024LL	PAR56	Headlamp, Automotive, Type 2D1, High/Low Beam, Halogen, Long Life	12.8	60 / 35	150/380	3 Lugs
GTD04012	H6006	PAR56	Headlamp, Automotive, Type 2D1, High/Low Beam, Halogen	6.0	50 / 40	75/150	3 Lugs



H-5" Square / Rectangular Bulb 100mm X 165mm Bulb

Reference	Item	Lamp Type	Primary Application	Design Volts	Design Watts or Amps	Lift Hours	Base
GTD07001	165H	Rec.100mm X 165mm	Automotive Headlamp	12.0	130/100	300/300	3 Lugs
GTD07002	165H	Rec.100mm X 165mm	Automotive Headlamp, Super White	12.0	130/100	300/300	3 Lugs
GTD07003	165H	Rec.100mm X 165mm	Automotive Headlamp	24.0	150/120	300/300	3 Lugs
GTD07004	165H	Rec.100mm X 165mm	Automotive Headlamp, Super White	24.0	150/120	300/300	3 Lugs
GTD07008	5" Square	Rec.100mm X 165mm	Normal Lens, White Capsule	12.0	100/100	300/300	3 Lugs
GTD07009	5" Square	Rec.100mm X 165mm	Normal Lens, White Capsule	24.0	100/100	300/300	3 Lugs
GTD07010	5" Square	Rec.100mm X 165mm	Normal Lens, Blue Capsule	12.0	130/100	300/300	3 Lugs
GTD07011	5" Square	Rec.100mm X 165mm	Normal Lens, Blue Capsule	24.0	130/100	300/300	3 Lugs
GTD07012	5" Square	Rec.100mm X 165mm	Crystal Lens, White Capsule	12.0	100/100	300/300	3 Lugs
GTD07013	5" Square	Rec.100mm X 165mm	Crystal Lens, White Capsule	24.0	100/100	300/300	3 Lugs
GTD07014	5" Square	Rec.100mm X 165mm	Crystal Lens, Blue Capsule	12.0	130/100	300/300	3 Lugs
GTD07015	5" Square	Rec.100mm X 165mm	Crystal Lens, Blue Capsule	24.0	130/100	300/300	3 Lugs
GTD07016	H4651	Rec.100mm X 165mm	Headlamp, Automotive, Type 1A1, High Beam, Halogen	12.8	50	200	2 Lugs
GTD07017	H4656	Rec.100mm X 165mm	Headlamp, Automotive, Type 2A1, Low Beam, Halogen	12.8	35 / 35	200 / 450	3 Lugs
GTD07018	H6545	Rec.100mm X 165mm	Headlamp, Automotive, Type 2E1, High/Low Beam, Halogen	12.8	65 / 45	150 / 450	3 Lugs(1 offset)
GTD07019	H4651A	Rec.100mm X 165mm	Headlamp, Automotive, Amber Halogen	12.8	50	200	2 Lugs
GTD07020	H4651B	Rec.100mm X 165mm	Headlamp, Automotive, Blue Halogen	12.8	50	200	2 Lugs
GTD07021	H4651R	Rec.100mm X 165mm	Headlamp, Automotive, Red Halogen	12.8	50	200	2 Lugs
GTD07022	H4656BL	Rec.100mm X 165mm	Headlamp, Automotive, Type 2A1, Low Beam, Halogen Bright Lite	12.8	40 / 55	150 / 450	3 Lugs
GTD07023	H6545BL	Rec.100mm X 165mm	Headlamp, Automotive, Type 2E1, High/Low Beam, Halogen, Bright Lite	12.8	65 / 55	150 / 450	3 Lugs(1 offset)
GTD07024	H4651LL	Rec.100mm X 165mm	Headlamp, Automotive, Type 1A1, High Beam, Halogen, Long Life	12.8	50	240	2 Lugs
GTD07025	H4656LL	Rec.100mm X 165mm	Headlamp, Automotive, Type 2A1, Low Beam, Halogen, Long Life	12.8	35 / 35	200 / 540	3 Lugs
GTD07026	H6545LL	Rec.100mm X 165mm	Headlamp, Automotive, Type 2E1, High/Low Beam, Halogen, Long Life	12.8	65 / 45	150 / 540	3 Lugs(1 offset)



Rectangular Bulb 55mm X 135mm Bulb

Reference	Item	Lamp Type	Primary Application	Design Volts	Design Watts or Amps	Lift Hours	Base
GTD05001	H4360	Rec.55mm X 135mm	Tractor, Halogen	12.80	37.5	320	2 Lugs
GTD05002	H5360	Rec.55mm X 135mm	Tractor, Halogen	12.80	37.5	320	2 Lugs
GTD05003	H4351	Rec.55mm X 135mm	Headlamp, Automotive, type L, Low beam, Halogen	12.80	55	500	Rt. Angle Plastic
GTD05004	H4352	Rec.55mm X 135mm	Headlamp, Automotive, type U, Low beam, Halogen	12.80	65	150	Rt. Angle Plastic



H-7" Square / Rectangular Bulb 142mm X 200mm Bulb

Reference	Item	Lamp Type	Primary Application	Design Volts	Design Watts or Amps	Lift Hours	Base
GTD09001	200H	Rec.142mm X 200mm	Automotive Headlamp	12.0	130/100	300/300	3 Lugs
GTD09002	200H	Rec.142mm X 200mm	Automotive Headlamp, Super White	12.0	130/100	300/300	3 Lugs
GTD09003	200H	Rec.142mm X 200mm	Automotive Headlamp	24.0	150/120	300/300	3 Lugs
GTD09004	200H	Rec.142mm X 200mm	Automotive Headlamp, Super White	24.0	150/120	300/300	3 Lugs
GTD09006	7" Square	Rec.142mm X 200mm	Normal Lens, White Capsule	12.00	100 / 100	300/300	3 Lugs
GTD09007	7" Square	Rec.142mm X 200mm	Normal Lens, White Capsule	24.00	100 / 100	300/300	3 Lugs
GTD09008	7" Square	Rec.142mm X 200mm	Normal Lens, Blue Capsule	12.00	130 / 100	300/300	3 Lugs
GTD09009	7" Square	Rec.142mm X 200mm	Normal Lens, Blue Capsule	24.00	130 / 100	300/300	3 Lugs
GTD09010	7" Square	Rec.142mm X 200mm	Crystal Lens, White Capsule	12.00	100 / 100	300/300	3 Lugs
GTD09011	7" Square	Rec.142mm X 200mm	Crystal Lens, White Capsule	24.00	100 / 100	300/300	3 Lugs
GTD09012	7" Square	Rec.142mm X 200mm	Crystal Lens, Blue Capsule	12.00	130 / 100	300/300	3 Lugs
GTD09013	7" Square	Rec.142mm X 200mm	Crystal Lens, Blue Capsule	24.00	130 / 100	300/300	3 Lugs
GTD09014	H6054	Rec.142mm X 200mm	Headlamp, Automotive, Type 2B1, High/Low Beam, Halogen	12.8	65 / 35	150 / 450	3 Lugs
GTD09015	H6054BL	Rec.142mm X 200mm	Headlamp, Automotive, Type 2B1, High/Low Beam, Halogen, Bright Lite	12.8	65 / 55	150 / 450	3 Lugs
GTD09016	H6054LL	Rec.142mm X 200mm	Headlamp, Automotive, Type 2B1, High/Low Beam, Halogen, Long Life	12.8	65 / 35	150 / 540	3 Lugs
GTD09017	H6052X	Rec.142mm X 200mm	Headlamp, Automotive, Type 2BX, High/Low Beam, Right Hand Drive	12.8	65 / 55	150 / 450	3 Lugs



Rectangular Bulb 92mm X 150mm Bulb

Reference	Item	Lamp Type	Primary Application	Design Volts	Design Watts or Amps	Lift Hours	Base
GTD06006	H9405	Rec.92mm X 150mm	Spot, Halogen	12.8	50	100	2 Lugs Right Angle
GTD06007	H9406	Rec.92mm X 150mm	Flood, Tractor, Halogen	12.8	50	400	2 Lugs Right Angle
GTD06008	H9411	Rec.92mm X 150mm	Tractor, Halogen	12.8	50	400	2 Lugs Right Angle
GTD06009	H9414	Rec.92mm X 150mm	Flood, Tractor, Halogen	12.8	50	400	2 Lugs Right Angle
GTD06010	H9415	Rec.92mm X 150mm	Fog, Automotive Halogen	12.8	37.5	200	2 Lugs Right Angle
GTD06011	H9415A	Rec.92mm X 150mm	Fog, Automotive Halogen, Amber Lens	12.8	37.5	200	2 Lugs Right Angle
GTD06012	H9420	Rec.92mm X 150mm	Driving Automotive, Halogen	12.8	50	200	2 Lugs Right Angle
GTD06013	H9421	Rec.92mm X 150mm	Fog, Automotive Halogen	12.8	50	400	2 Lugs Right Angle
GTD06014	H4703	Rec.92mm X 150mm	Headlamp, Automotive, Type LF, Low beam, Halogen	12.8	55	320	2 Lugs
GTD06015	H4701	Rec.92mm X 150mm	Headlamp, Automotive, Type UF, Low beam, Halogen	12.8	65	150	2 Lugs



# SEMI-SEALED BEAM



5" Round - Metal

Reference	Item	Lamp Type	Halogen / Incandescent	Main Description
GTF01001	5" Round - Metal	4-HSSB-2	Without	Normal Semi-Sealed Beam,Metal Reflector, H4
GTF01002	5" Round - Metal	4-HSSB-1	Without	Normal Semi-Sealed Beam,Metal Reflector, H1
GTF01003	5" Round -Plastic	PAR46	Without	Crystal Semi-Sealed Beam,Plastic Reflector, Without Stop Lamp
GTF01004	5" Round -Plastic	PAR46	Without	Crystal Semi-Sealed Beam,Plastic Reflector, With Stop Lamp



5" Square - Metal

Reference	Item	Lamp Type	Halogen / Incandescent	Main Description
GTF02001	5" Square - Metal	4-HRSSB-2	Without	Normal Semi-Sealed Beam,Metal Reflector, H4
GTF02002	5" Square - Metal	4-HRSSB-1	Without	Normal Semi-Sealed Beam,Metal Reflector, H1
GTF02003	5" Square - Plastic	Rec.100mm X 165mm	Without	Crystal Semi-Sealed Beam,Plastic Reflector, Without Stop Lamp
GTF02004	5" Square - Plastic	Rec.100mm X 165mm	Without	Crystal Semi-Sealed Beam,Plastic Reflector, With Stop Lamp



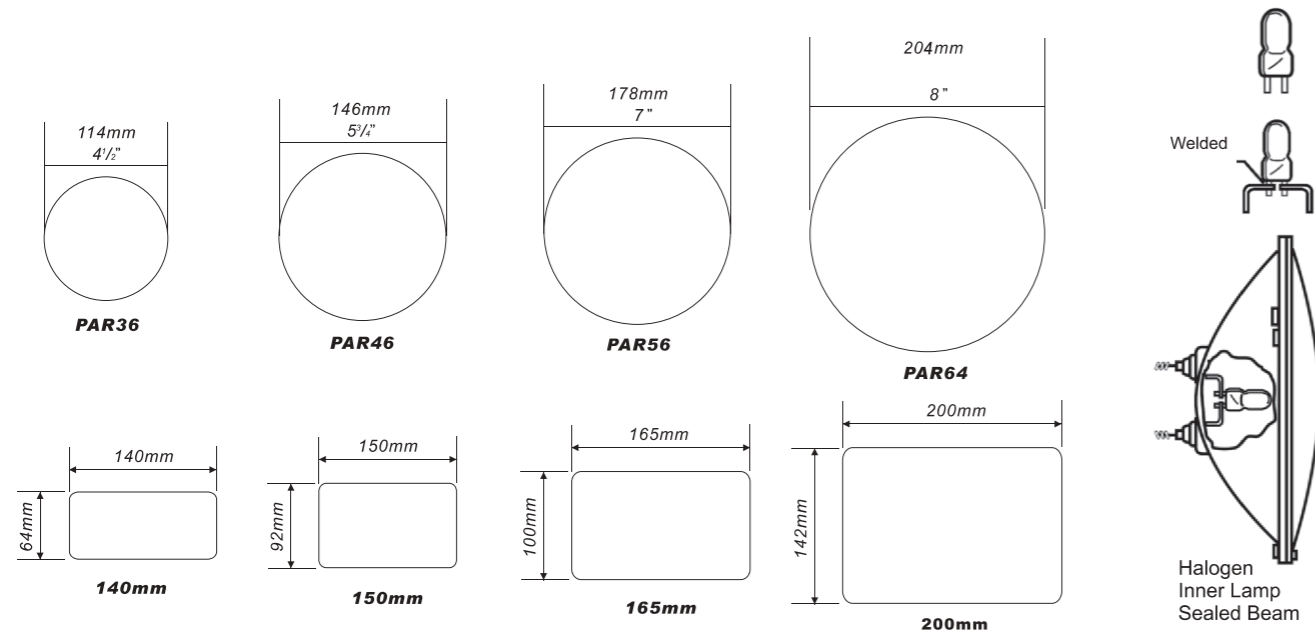
7" Round - Metal

Reference	Item	Lamp Type	Halogen / Incandescent	Main Description
GTF03001	7" Round - Metal	2-HSSB-2	Without	Normal Semi-Sealed Beam,Metal Reflector, H4
GTF03002	7" Round - Metal	2-HSSB/EL	Without	Normal Semi-Sealed Beam,Metal Reflector, With Stop Lamp
GTF03003	7" Round -Plastic	PAR-56	Without	Crystal Semi-Sealed Beam,Plastic Reflector, Without Stop Lamp
GTF03004	7" Round -Plastic	PAR-56	Without	Crystal Semi-Sealed Beam,Plastic Reflector, With Stop Lamp

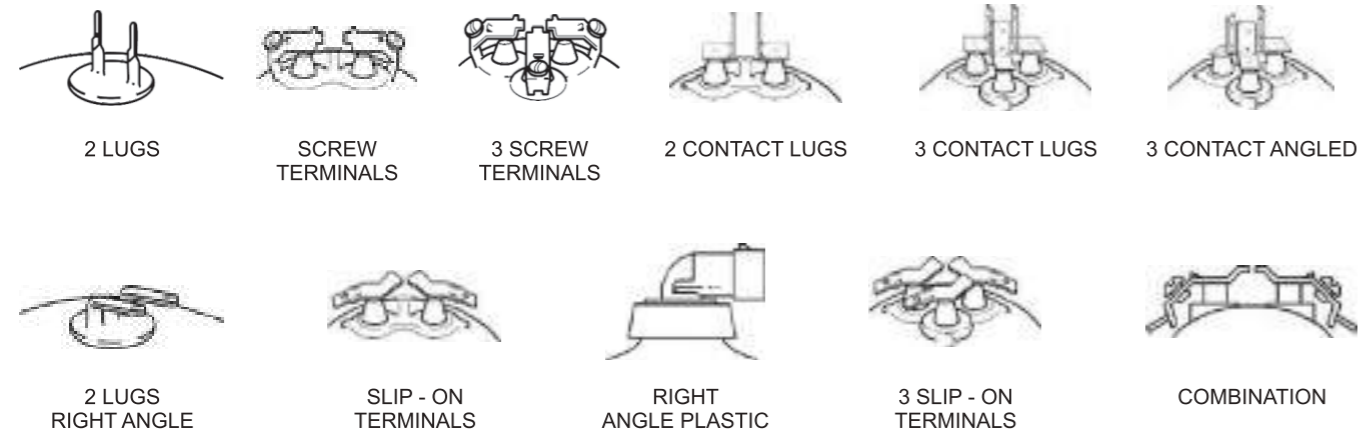


7" Square - Metal

Reference	Item	Lamp Type	Halogen / Incandescent	Main Description
GTF04001	7" Square - Metal	2-HRSSB	Without	Normal Semi-Sealed Beam, Metal Reflector, H4
GTF04002	7" Square - Metal	2-HRSSB/12ELP	Without	Normal Semi-Sealed Beam, Metal Reflector, With Stop Lamp
GTF04003	7" Square -Plastic	Rec.142mm X 200mm	Without	Crystal Semi-Sealed Beam, Plastic Reflector, Without Stop Lamp
GTF04004	7" Square -Plastic	Rec.142mm X 200mm	Without	Crystal Semi-Sealed Beam, Plastic Reflector, With Stop Lamp



### Bases





## SAE LED

Item	Lamp Type	Design Voltage	Watts Rated	Photometric	Base
4411/H7610	PAR36	12.8	6	SAE DOT	Screw
4515/4416/4405	PAR36	6.4	9	SAE DOT	Screw
5006LED	PAR46	12.8	12/12	SAE DOT	3 Lugs
5001LED	PAR46	12.8	12	SAE DOT	2 Lugs
4651LED	REC. 100×165 1A1	12.8	15	SAE DOT	2 Lugs
4656LED	REC. 100×165 2A1	12.8	6/12	SAE DOT	3 Lugs
4666LED	REC. 100×165 2E1	12.8	13/6	SAE DOT	3 Lugs
6024LED	PAR56 2D1	12.8	20/12	SAE DOT	3 Lugs
6054LED	REC. 142×200 2B1	12.8	20/12	SAE DOT	3 Lugs
4651A	REC. 100×165 1A1	12.8	15	SAE DOT	2 Lugs
4651R	REC. 100×165 1A1	12.8	15	SAE DOT	2 Lugs



Item	Lamp Type	LED Qty	Design Voltage	Watts Rated	Color Temp	Base
87LED-M	3" Round	6	11-36	6	6500K±500K	Wire
87LED	3" Round	4	11-36	5	6500K±500K	Wire
112LED	4" Round	7	11-36	16	6500K±500K	Wire
144LED	5" Round	12	11-36	25/12	6500K±500K	3 Lugs
144LED-Y	5" Round	12	11-36	25/12	3200K±500K	3 Lugs
120LED	REC. 113x75	6	11-36	9	6500K±500K	Wire
150LED	REC. 150x92	8	11-36	20/15	6500K±500K	3 Lugs
150LED-Y	REC. 150x92	8	11-36	20/15	3200K±500K	3 Lugs
165LED	Rec. 100×165	12	11-36	25/12	6500K±500K	3 Lugs
165LED-Y	Rec. 100×165	12	11-36	25/12	3200K±500K	3 Lugs




## SEALED BEAM LED

Item	Lamp Type	Description	Design Volts	Design Watts	Color Temp	Base
5"ROUND	PAR46	Spot,Glass lens	12/24	25/25W	6500K±500K	3 Lugs
5"ROUND	PAR46	Flood,Glass lens	12/24	25/25W	6500K±500K	3 Lugs
5"RECTANGULAR	REC.100X165	Spot,Glass lens	12/24	25/25W	6500K±500K	3 Lugs
5"RECTANGULAR	REC.100X165	Flood,Glass lens	12/24	25/25W	6500K±500K	3 Lugs
7"ROUND	PAR56	Spot,Glass lens	12/24	25/25W	6500K±500K	3 Lugs
7"ROUND	PAR56	Flood,Glass lens	12/24	25/25W	6500K±500K	3 Lugs
7"RECTANGULAR	REC.142X200	Spot,Glass lens	12/24	25/25W	6500K±500K	3 Lugs
7"RECTANGULAR	REC.142X200	Flood,Glass lens	12/24	25/25W	6500K±500K	3 Lugs



# LED SMT line application



## W1 SERIES LIST



Reference	Item	Design Volts V	Design Watts W	Color Temp K	Lumen LM	Base
GTE24001	LED W1 H1	11-32	28	6500	2800	P14.5s
GTE24002	LED W1 H3	11-32	28	6500	2800	PK22s
GTE24003	LED W1 H4	11-32	28/28	6500	2500/1900	P43t
GTE24004	LED W1 H7	11-32	28	6500	2800	PX26d
GTE24005	LED W1 H8/9/11	11-32	28	6500	2800	PGJ19
GTE24006	LED W1 9005	11-32	28	6500	2800	P20d
GTE24007	LED W1 9006	11-32	28	6500	2800	P22d
GTE24008	LED W1 9007	11-32	28/28	6500	2700/2700	PX29t
GTE24009	LED W1 9145WF	11-32	15	6500	1800	PY20d
GTE24010	LED W1 9145WOF	11-32	9	6500	950	PY20d
GTE24011	LED W1 9012	11-32	28	6500	2800	PX22d
GTE24012	LED W1 H13	11-32	28/28	6500	2700/2700	P26.4t

## T1 SERIES LIST

MINI SIZE / Built-in Drive



Reference	Item	Design Volts V	Design Watts M	Color Temp K	Lumen LM	Base
GTE19001	LED T1 H1	11-32	22	6500	1650	P14,5s
GTE19002	LED T1 H4	11-32	22/22	6500	1600/1100	P43t
GTE19003	LED T1 H7	11-32	22	6500	1750	PX26d
GTE19004	LED T1 H8/9/11	11-32	22	6500	1600	PGJ19
GTE19005	LED T1 9005	11-32	22	6500	1600	P20d
GTE19006	LED T1 9006	11-32	22	6500	1600	P22d
GTE19007	LED T1 9012	11-32	22	6500	1600	PX22d
GTE19008	LED T1 880	11-32	10	6500	800	PG13
GTE19009	LED T1 9140/9145	11-32	10	6500	800	PY20d/40A

## T9 SERIES LIST



Reference	Item	Design Volts V	Design Watts W	Color Temp K	Lumen LM	Base
GTE20001	LED T9 H1	11-18	8	6500	1000	P14,5s
GTE20002	LED T9 H3	11-18	7	6500	850	PK22s
GTE20003	LED T9 H4	11-18	20/20	6500	2000/1600	P43t
GTE20004	LED T9 H7	11-18	20	6500	2000	PX26d
GTE20005	LED T9 H8/9/11	11-18	20	6500	2200	PGJ19
GTE20006	LED T9 9005	11-18	20	6500	2200	P20d
GTE20007	LED T9 9006	11-18	20	6500	2200	P22d
GTE20008	LED T9 9012	11-18	20	6500	2200	PX22d




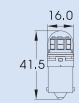

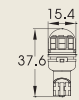
## H10 SERIES LIST

HID replacement




















Reference	Item	Design Volts V	Design Watts W	Color Temp K	Lumen LM	Base
GTE21001	LED D1S	12	50	7000	5000	PK32d-2/3
GTE21002	LED D2S	12	50	7000	5500	P32d-2/3
GTE21003	LED D3S/D8S	12	50	7000	5000	PK32d-1/5/6
GTE21004	LED D4S	12	50	7000	5000	P32d-5/6
GTE21005	LED D5S	12	45	7000	4500	PK32d-7

# PERMIUM LED MINIATURE

Item No.	Specification	Color	Lumen	Diagram
 W5W W3W	T10 3SMD ( 2835 ) 12VOR24V W2.1x9.5d		60lm	
 T4W T3W T2W	T8.5 3SMD ( 2835 ) 12VOR24V BA9S		60lm	
 W5W W3W	T10 2SMD ( 5730 ) 12VOR24V W2.1x9.5d		50lm	
 C5W C10W	T10x36 4SMD ( 5730 ) 12VOR24V SV8.5		70lm	
 R5W R10W	G18 15SMD ( 2835 ) 9~32V BA15s		330lm	
 W16W	T16 15SMD ( 2835 ) 9~32V W2.1x9.5d		330lm	

# PERMIUM LED MINIATURE

Item No.	Specification	Color	Lumen	Diagram
 W21W	7440 15SMD ( 2835 ) 9~32V W3x16d		460lm	
 W21/5W	7443 15SMD ( 2835 ) 9~32V W3x16q		430lm	
 P27W	3156 15SMD ( 2835 ) 9~32V W2.5x16d		460lm	
 P27/7W	3157 15SMD ( 2835 ) 9~32V W2.5x16q		430lm	
 P21W	1156 15SMD ( 2835 ) 9~32V BA15s/BAU15s		460lm	
 P21/4W P21/5W	1157 15SMD ( 2835 ) 9~32V BAY15d/BAZ15d		430lm	